



EASI[®] Life Stage Clusters

A New Neighborhood Social Stratification System

Easy Analytic Software, Inc. (EASI) has developed a simplified clustering system. A primary goal of the EASI development effort has been the creation of a cluster system based on a Life Stage model. Life Stage Clusters are a neighborhood classification system based on the crucial factors that determine life's key decisions. It is a community-oriented scheme that identifies and quantifies the factors that are involved in moving to a specific location. To accomplish this goal EASI's statisticians have spent hundreds of hours analyzing the vast EASI demographic database, and organizing the results into a simplified system designed for non-statisticians.

The EASI Master Database, used as the basis for developing the EASI Life Stage Clusters, has over 1,900 variables including demographic data and forecasts for 4/1/2000; a current year update; and a five-year forecast. The standard version of this Master Database is available for Block Groups, Census Tracts, ZIP Codes, CBSAs, Cities, Counties, States, and the US. The EASI Life Stages Model is based upon the Block Group database.

EASI is a New York-based independent developer and marketer of demographic data and software solutions that provide demographic reports with unique search and analysis tools. EASI has been in business since 1995 with over 1,500 clients nationwide who use our databases, software, and on-line services.

Clustering based on Life Stages

EASI's clusters are developed based upon a Life Stage model. Life Stages are based on the concept that your age, your income, and your family status are key determinates in the type of neighborhood you live in.

Think of it this way,

“Life is just a stage I’m going through.”

As we all know, nothing lasts forever. That is the assumption in the creation of Life Stages. They represent a phase in a person’s life based upon a set of circumstances, a phase that will eventually change. Things change; a person will get a job, get married,

have kids, change jobs, kids leave, retire, and changes continue. Each stage is transitory, it does not last forever. Life Stages evolve throughout a person's lifetime.

Benefits

EASI Life stages are ideal for analyzing direct mail results, sales analysis, marketing analysis, political analysis, and much more.

How are stages determined?

→ **How old is your household? Your household head may be; 20, 30, 40, 50, 60, 70, or 80+ years of age.**

→ **What is your marital status? You may be; married with children, or a single parent, or married with no children (under 18 living at home), or non-family.**

→ **What is your household income? It may be lower than average, moderate, or higher than average.**

These factors all make a difference in how you spend your life and of course where you live. They *directly* relate to your choice of neighborhood selection.

The Basics in EASI's Life Stages ... Each of the EASI Life Stage Clusters will be identified by its unique combinations of significantly related demographic and consumer expenditures (CEX) variables.

Some of these clusters are small in number, (maybe only a few neighborhoods or a very small percent of US households) but they still form a consistent group that is statistically different from all the others.

Life Stages – An Interesting and Different Set of Household Ages

EASI has re-summarized our household age groups into 6 types. These are developed from some commonly accepted terms for people of a similar generation. The names come from common usage and similar to others. Here are the ones we are using in addition to our standard offerings.

1. Millennials (born 1982-1993, 12 years)
2. Generation X (born 1966-1981, 15 years)
3. Trailing Boomers (born 1954-1965, 12 years)
4. Leading Boomers (born 1943-1953, 11 years)
5. Silent Generation (born 1925-1942, 17 years)

6. Greatest Generation (born before 1924, 15 years)

References can be found at www.Wikipedia.org .

The EASI Cluster Analysis Summaries

EASI has produced a Cluster Analysis Summary for each of the 84 Life Stage Clusters. This summary consists of the following elements:

Icon Presentation:

To help you understand Life Stages, each cluster will be represented by a group of icons that illustrate the basis of the cluster.

Cluster Impact Summary:

This section will identify both the economic power of the cluster and the size of the cluster. Each of those characteristics will be ranked from 1 to 84 (the cluster with Economic Power Rank of 1 will be the strongest and the cluster with Rank 84 will be the weakest).

Demographic Summary:

The Demographics Summary lists the 10 demographic traits most distinctive to the combination of all of the neighborhoods contained within a given cluster.

Expenditure Summary:

The Expenditure Summary lists the consumer expenditures most distinctive to the combination of all neighborhoods contained within a given cluster.

This Life Stage data base includes three years of estimates; 4/1/2000; current year; and a five year forecast. Life Stages also includes all the Consumer Expenditure estimates for the current year. This allows for analysis of what specific neighborhoods purchase.

Life Stage Market Research Analysis


EASI can process your actual sales data and then analyze the results based on Life Stages. The results will identify which Life Stages have the highest propensity for your products.

The analysis can be used for advertising, direct mail and other analysis.

Call for details - 800 HOW EASI (469 3274)

An example using EASI Life Stages

Cluster 43 Late Middle Age (45-54) Families No Children with Moderate Income



Cluster Summary:

Economic Power (Median Income) : \$53,246 **Rank = 33**

(How does this group compare economically to all the other clusters? It is the 33rd richest, with a median income of \$53,246.)

Total Households: 22,140,613 (19.254 %US) **Rank = 1**

(Of the nation's total households 22,140,613 are represented in the sum of all the neighborhoods in this cluster group. It is the largest with a rank of 1.)

The list below shows the top autonomous variables including both, demographics and consumer expenditures, that were most associated with this Life Stage cluster.

Demographically Associated Variables (with the sum of this cluster):

Households, Median Vehicles	<i>(i.e. lots of cars)</i>
Population, Males Married (Pop 15+)	<i>(i.e. mostly married men)</i>
Households with 3 Vehicles	
Population, Females Married (Pop 15+)	<i>(i.e. mostly married women)</i>
Housing, Owner Occupied	<i>(i.e. lots of homeowners)</i>



Common Consumer Expenditures (with the sum of this cluster):

Playground Equipment (\$000)
Vet Services (\$000)


EASI® Life Stage Clusters - Icon Illustration

Icons – the icons depicted below form 84 (7 ages; 4 marital statuses; 3 income groups → $7 * 4 * 3 = 84$) possible clusters composed of combinations of the following:

Age of Head of Household (may be male or female):




Marital Status:



Note: No Children means no children under 18 presently living at home

Income Level:



Highlight

EASI has identified, through multivariate statistical analysis, key groups of variables and developed a Life Stage clustering system based upon those results.

Data below are as of 1/1/2007.

Introduction to EASI Life Stage Clusters (listed by age)

(Note: Red indicates no neighborhoods currently in this Cluster)

#	Cluster Name	Additional Cluster Characteristics
Very Young (< 25)		
1	Very Young (<25) Families with Children with Lower Income	Large household size, Recent movers, military, Hispanic
2	Very Young (<25) Single Parent Families with Children with Lower Income	Inexpensive rent, Black, females, no cars, unemployed, preprimary public school enrollment, multi-unit structures
3	Very Young (<25) Families No Children with Lower Income	Enrolled in public college, recent movers, group quarters population, state workers, work nearby, inexpensive rent
4	Very Young (<25) Non-Family With Lower Income	Enrolled in public college, females/males never married, recent movers, renters, multi-unit structures
5	Very Young (<25) Families with Children with Moderate Income	Enrolled in public college, males never married, Asian, fast growing geography, higher population density (urban areas), unemployed males/females
6	Very Young (<25) Single Parent Families with Children with Moderate Income	Males/females never married, Asian, foreign ancestry, males unemployed, fast growing geography
7	Very Young (<25) Families No Children with Moderate Income	Fast growing geography, group quarters (institutionalized) population, multi-unit structures, males widowed
8	Very Young (<25) Non-Family with Moderate Income	Males/females never married, enrolled in public college, Asian, large size non-families, recent movers, multi-unit structures, short commute
9	Very Young (<25) Families with Children with Higher Income	Males married, armed forces employment, foreign ancestry, recent movers
10	Very Young (<25) Single Parent Families with Children with Higher Income	Large household size, very high median income, Black, Production employment, vacant units
11	Very Young (<25) Families No Children with Higher Income	Fast growing geography, White Non-Hispanic, born citizens, more cars, group quarters (institutionalized) population, children not enrolled in school
12	Very Young (<25) Non-Family with Higher Income	Enrolled in public college, group quarters (non-institutionalized) population, state/transportation/health workers, females never married, unemployed
Young (25-34)		
13	Young (25-34) Families with Children with Lower Income	Large families, Spanish speaking, foreign ancestry, not citizens
14	Young (25-34) Single Parent Families with Children with Lower Income	Children enrolled public school, Blacks, females never married, unemployed females, no cars, larger HHs
15	Young (25-34) Families No Children with Lower Income	Poorly educated, inexpensive homes, trailers, blue collar employment, large families, lower rent
16	Young (25-34) Non-Family With Lower Income	Renters, males/females never married, multi-unit structures, 1 car or no cars

Introduction to EASI Life Stage Clusters (listed by age)

(Note: Red indicates no neighborhoods currently in this Cluster)

#	Cluster Name	Additional Cluster Characteristics
17	Young (25-34) Families with Children with Moderate Income	Larger families, recent movers, fast growing areas, newer homes
18	Young (25-34) Single Parent Families with Children with Moderate Income	Larger families, Black, children Enrolled public school, females never married, higher population density (urban areas)
19	Young (25-34) Families No Children with Moderate Income	Employed for profit, fast growing areas, newer homes, car to work, sales workers
20	Young (25-34) Non-Family with Moderate Income	Recent movers, renters, average rent, civilian employment, multi-unit structures, employed for profit, 1 car
21	Young (25-34) Families with Children with Higher Income	Above average valued homes, more recently built homes, larger families, males married, fast growing areas
22	Young (25-34) Single Parent Families with Children with Higher Income	Not Populated
23	Young (25-34) Families No Children with Higher Income	Above average valued homes, foreign ancestry, employed professionally (management, etc.), very well educated, enrolled in private college
24	Young (25-34) Non-Family with Higher Income	White collar employment (professional, management, information), above average rent, Very well educated
Middle Age (35-44)		
25	Middle Age (35-44) Families with Children with Lower Income	Large families, Hispanics (speaks Spanish)
26	Middle Age (35-44) Single Parent Families with Children with Lower Income	Enrolled in public school, females never married, Black, large families, no cars, unemployed females,
27	Middle Age (35-44) Families No Children with Lower Income	Very poorly educated, inexpensive homes, trailers, males not looking for work, born in American, rural, no mortgage
28	Middle Age (35-44) Non-Family With Lower Income	Inexpensive rent, no cars, very poorly educated, Black, males never married
29	Middle Age (35-44) Families with Children with Moderate Income	Larger families, more recently built homes, faster growing areas
30	Middle Age (35-44) Single Parent Families with Children with Moderate Income	Blacks, larger families, children Enrolled public school, females never married
31	Middle Age (35-44) Families No Children with Moderate Income	Above average # cars, above average valued of homes, males/females married, home mortgages, 3+ car households, rural (large square miles)
32	Middle Age (35-44) Non-Family with Moderate Income	Renters, 1 person households, 1 car household, renters, recent movers, multi-unit structures, females divorced
33	Middle Age (35-44) Families with Children with Higher Income	4 person HHs, employed in management (white collar), above average value of home, enrolled private preprimary

Introduction to EASI Life Stage Clusters (listed by age)

(Note: Red indicates no neighborhoods currently in this Cluster)

#	Cluster Name	Additional Cluster Characteristics
34	Middle Age (35-44) Single Parent Families with Children with Higher Income	Foreign ancestry, long commute, Black, employed public administration, large size families
35	Middle Age (35-44) Families No Children with Higher Income	Well above average valued home, very well educated, employed management and professional (white collar)
36	Middle Age (35-44) Non-Family with Higher Income	Employed white collar (professional, management, information), very well educated, well above average value of home, above average rent,
Late Middle Age (45-54)		
37	Late Middle Age (45-54) Families with Children with Lower Income	Very large families, very poorly educated, speaks Spanish (Hispanic)
38	Late Middle Age (45-54) Single Parent Families with Children with Lower Income	Black, females never married, no cars, children Enrolled public schools, very poorly educated, unemployed females, larger families, females unemployed
39	Late Middle Age (45-54) Families No Children with Lower Income	Less than average valued homes, trailers, very poorly educated, males not looking for work, rural population
40	Late Middle Age (45-54) Non-Family With Lower Income	No cars, below average rent, poorly educated, Black, vacant units
41	Late Middle Age (45-54) Families with Children with Moderate Income	Larger families, above average # cars, children Enrolled public school, more recently built homes, 5+ person HHs
42	Late Middle Age (45-54) Single Parent Families with Children with Moderate Income	Black, females never married, larger families, children Enrolled public school
43	Late Middle Age (45-54) Families No Children with Moderate Income	Above average # cars, males/females/married, own home, average valued homes, rural (large square miles), home mortgages
44	Late Middle Age (45-54) Non-Family with Moderate Income	1 person HH, 1 car, average rent, females divorced, recent move, multi-unit structures
45	Late Middle Age (45-54) Families with Children with Higher Income	4 person HHs, above average home value, employed in management (white collar), very well educated, above average # cars,
46	Late Middle Age (45-54) Single Parent Families with Children with Higher Income	Foreign ancestry, naturalized citizen, larger households
47	Late Middle Age (45-54) Families No Children with Higher Income	Well above average value homes, very well educated, employed in management/professional (white collar)
48	Late Middle Age (45-54) Non-Family with Higher Income	Very well educated, well above average home value, employed white collar (management, professional)
Nearly Senior (55-64)		
49	Nearly Senior (55-64) Families with Children with Lower Income	Very poorly educated, very large families, children enrolled in public school

Introduction to EASI Life Stage Clusters (listed by age)

(Note: Red indicates no neighborhoods currently in this Cluster)

#	Cluster Name	Additional Cluster Characteristics
50	Nearly Senior (55-64) Single Parent Families with Children with Lower Income	Black, females never married, children Enrolled public school, no cars, large families
51	Nearly Senior (55-64) Families No Children with Lower Income	Below average home value, trailers, very poorly educated, males not looking for work, homes with no mortgage, rural (large square miles)
52	Nearly Senior (55-64) Non-Family With Lower Income	Very poorly educated, no cars, much lower than average rent, males/females not looking for work, 1 person HH, females widowed, Black
53	Nearly Senior (55-64) Families with Children with Moderate Income	Larger families, children Enrolled public school, Hispanic, above average # cars, Hispanic
54	Nearly Senior (55-64) Single Parent Families with Children with Moderate Income	Black, larger families, females never married, larger families, children not enrolled school, single unit structures
55	Nearly Senior (55-64) Families No Children with Moderate Income	Females/males married, own homes, no mortgage, 2 person HHs, some college
56	Nearly Senior (55-64) Non-Family with Moderate Income	1 person HH, 1 car, children not enrolled in school, females/males divorced
57	Nearly Senior (55-64) Families with Children with Higher Income	Well above average home value, better educated
58	Nearly Senior (55-64) Single Parent Families with Children with Higher Income	Foreign ancestry, production/manufacturing workers, enrolled in public school, naturalized citizen
59	Nearly Senior (55-64) Families No Children with Higher Income	Well above average valued home, very well educated, females/males married, management workers
60	Nearly Senior (55-64) Non-Family with Higher Income	Very well educated, considerably above average home value, above average rent
Senior (65-74)		
61	Senior (65-74) Families with Children with Lower Income	Speaks Spanish (Hispanic), below average education, large families
62	Senior (65-74) Single Parent Families with Children with Lower Income	Black, females never married, no cars, large families, very poorly educated
63	Senior (65-74) Families No Children with Lower Income	Males/females not looking for work, no mortgage, less valued homes than average, trailers, vacant units, children not enrolled in school
64	Senior (65-74) Non-Family With Lower Income	Females/males not looking for work, 1 person HH, no cars, very poorly educated, inexpensive rent, renters
65	Senior (65-74) Families with Children with Moderate Income	Enrolled in public school, larger families, short commute, above average number of cars
66	Senior (65-74) Single Parent Families with Children with Moderate Income	Public transportation to work, males never married, Black, large families, males unemployed, long commutes

Introduction to EASI Life Stage Clusters (listed by age)

(Note: Red indicates no neighborhoods currently in this Cluster)

#	Cluster Name	Additional Cluster Characteristics
67	Senior (65-74) Families No Children with Moderate Income	2 person HHs, own homes, females/males married, males/females not looking for work, children not enrolled in school, no mortgage, some college
68	Senior (65-74) Non-Family with Moderate Income	1 person HH, 1 car, children not enrolled in school, 2 person HHs, females not looking for work
69	Senior (65-74) Families with Children with Higher Income	Well above average valued home, families
70	Senior (65-74) Single Parent Families with Children with Higher Income	Not Populated
71	Senior (65-74) Families No Children with Higher Income	Females/males married, 2 person HHs, some college, 2 car HHs above average home value, own homes
72	Senior (65-74) Non-Family with Higher Income	Well above average home value, enrolled private college, work at home, professional workers
Oldest (75+)		
73	Oldest (75+) Families with Children with Lower Income	Larger families, foreign born naturalized, females not looking for work, foreign born not citizens, Hispanic
74	Oldest (75+) Single Parent Families with Children with Lower Income	Black, females, no cars, females never married, very poorly educated, enrolled in public school, not moved in long time
75	Oldest (75+) Families No Children with Lower Income	Females/males widowed, females/males not looking for work, no mortgage, children not enrolled in school, own homes, 2 person HHs
76	Oldest (75+) Non-Family With Lower Income	Females widowed, 1 person HH, females not looking for work, no cars or 1 car
77	Oldest (75+) Families with Children with Moderate Income	Large families, naturalized citizen, males not looking for work, higher population density (urban areas), above average valued homes
78	Oldest (75+) Single Parent Families with Children with Moderate Income	Very inexpensive homes, males unemployed, old homes, service workers, Black, some college, long time resident, single unit structures
79	Oldest (75+) Families No Children with Moderate Income	Females/males not looking for work, 2 person HHs, females married, own homes, children not enrolled in school, no mortgage, males married, very well educated
80	Oldest (75+) Non-Family with Moderate Income	Females not looking for work, females widowed, 1 person HH, large multi-unit structures, very well educated, 1 car
81	Oldest (75+) Families with Children with Higher Income	Not Populated
82	Oldest (75+) Single Parent Families with Children with Higher Income	Not Populated
83	Oldest (75+) Families No Children with Higher Income	Above average home value, females not looking for work, very well educated, males/females married, 2 person HHs
84	Oldest (75+) Non-Family with Higher Income	Well above average home value, very well educated, females widowed, 1 person HH

EASI ® Life Stage Household Summary

#	Cluster Name	Households (HH)	% US HH	Rank
43	Late Middle Age (45-54) Families No Children with Moderate Income	22,140,613	19.254	1
31	Middle Age (35-44) Families No Children with Moderate Income	18,343,403	15.952	2
32	Middle Age (35-44) Non-Family with Moderate Income	7,796,991	6.780	3
44	Late Middle Age (45-54) Non-Family with Moderate Income	7,385,561	6.423	4
47	Late Middle Age (45-54) Families No Children with Higher Income	7,151,059	6.219	5
20	Young (25-34) Non-Family with Moderate Income	6,867,021	5.972	6
76	Oldest (75P) Non-Family With Lower Income	5,778,083	5.025	7
29	Middle Age (35-44) Families with Children with Moderate Income	5,265,511	4.579	8
4	Very Young (25L) Non-Family With Lower Income	3,011,296	2.619	9
28	Middle Age (35-44) Non-Family With Lower Income	2,743,773	2.386	10
75	Oldest (75P) Families No Children with Lower Income	2,540,312	2.209	11
16	Young (25-34) Non-Family With Lower Income	2,337,729	2.033	12
40	Late Middle Age (45-54) Non-Family With Lower Income	2,254,593	1.961	13
39	Late Middle Age (45-54) Families No Children with Lower Income	1,660,972	1.444	14
33	Middle Age (35-44) Families with Children with Higher Income	1,647,604	1.433	15
55	Nearly Senior (55-64) Families No Children with Moderate Income	1,576,363	1.371	16
27	Middle Age (35-44) Families No Children with Lower Income	1,474,235	1.282	17
45	Late Middle Age (45-54) Families with Children with Higher Income	1,430,261	1.244	18
35	Middle Age (35-44) Families No Children with Higher Income	1,410,686	1.227	19
41	Late Middle Age (45-54) Families with Children with Moderate Income	1,386,568	1.206	20
48	Late Middle Age (45-54) Non-Family with Higher Income	1,127,785	0.981	21
19	Young (25-34) Families No Children with Moderate Income	1,082,264	0.941	22
25	Middle Age (35-44) (35-44) Families with Children with Lower Income	912,548	0.794	23
17	Young (25-34) Families with Children with Moderate Income	781,361	0.679	24
67	Senior (65-74) Families No Children with Moderate Income	751,661	0.654	25
26	Middle Age (35-44) Single Parent Families with Children with Lower Income	742,384	0.646	26
63	Senior (65-74) Families No Children with Lower Income	614,655	0.535	27
13	Young (25-34) Families with Children with Lower Income	604,293	0.526	28
51	Nearly Senior (55-64) Families No Children with Lower Income	549,342	0.478	29
36	Middle Age (35-44) Non-Family with Higher Income	510,365	0.444	30
14	Young (25-34) Single Parent Families with Children with Lower Income	498,495	0.433	31
59	Nearly Senior (55-64) Families No Children with Higher Income	463,495	0.403	32
79	Oldest (75P) Families No Children with Moderate Income	414,940	0.361	33
80	Oldest (75P) Non-Family with Moderate Income	379,088	0.330	34
52	Nearly Senior (55-64) Non-Family With Lower Income	354,746	0.308	35
24	Young (25-34) Non-Family with Higher Income	335,815	0.292	36
64	Senior (65-74) Non-Family With Lower Income	331,064	0.288	37
15	Young (25-34) Families No Children with Lower Income	308,382	0.268	38
38	Late Middle Age (45-54) Single Parent Families with Children with Lower Income	289,757	0.252	39
56	Nearly Senior (55-64) Non-Family with Moderate Income	228,232	0.198	40
37	Late Middle Age (45-54) Families with Children with Lower Income	222,349	0.193	41
30	Middle Age (35-44) Single Parent Families with Children with Moderate Income	180,505	0.157	42

EASI ® Life Stage Household Summary

#	Cluster Name	Households (HH)	% US HH	Rank
42	Late Middle Age (45-54) Single Parent Families with Children with Moderate Income	149,376	0.130	43
2	Very Young (25L) Single Parent Families with Children with Lower Income	139,657	0.121	44
60	Nearly Senior (55-64) Non-Family with Higher Income	78,243	0.068	45
71	Senior (65-74) Families No Children with Higher Income	74,250	0.065	46
3	Very Young (25L) Families No Children with Lower Income	62,691	0.055	47
1	Very Young (25L) Families with Children with Lower Income	47,346	0.041	48
83	Oldest (75P) Families No Children with Higher Income	44,286	0.039	49
68	Senior (65-74) Non-Family with Moderate Income	39,363	0.034	50
18	Young (25-34) Single Parent Families with Children with Moderate Income	36,146	0.031	51
50	Nearly Senior (55-64) Single Parent Families with Children with Lower Income	32,571	0.028	52
8	Very Young (25L) Non-Family with Moderate Income	31,945	0.028	53
84	Oldest (75P) Non-Family with Higher Income	29,515	0.026	54
23	Young (25-34) Families No Children with Higher Income	21,365	0.019	55
73	Oldest (75P) Families with Children with Lower Income	10,884	0.009	56
53	Nearly Senior (55-64) Families with Children with Moderate Income	9,985	0.009	57
49	Nearly Senior (55-64) Families with Children with Lower Income	9,240	0.008	58
54	Nearly Senior (55-64) Single Parent Families with Children with Moderate Income	7,450	0.006	59
21	Young (25-34) Families with Children with Higher Income	5,317	0.005	60
72	Senior (65-74) Non-Family with Higher Income	3,973	0.003	61
57	Nearly Senior (55-64) Families with Children with Higher Income	3,961	0.003	62
62	Senior (65-74) Single Parent Families with Children with Lower Income	3,169	0.003	63
74	Oldest (75P) Single Parent Families with Children with Lower Income	2,729	0.002	64
61	Senior (65-74) Families with Children with Lower Income	1,932	0.002	65
7	Very Young (25L) Families No Children with Moderate Income	1,775	0.002	66
46	Late Middle Age (45-54) Single Parent Families with Children with Higher Income	1,127	0.001	67
77	Oldest (75P) Families with Children with Moderate Income	791	0.001	68
5	Very Young (25L) Families with Children with Moderate Income	732	0.001	69
66	Senior (65-74) Single Parent Families with Children with Moderate Income	699	0.001	70
11	Very Young (25L) Families No Children with Higher Income	518	0.000	71
34	Middle Age (35-44) Single Parent Families with Children with Higher Income	511	0.000	72
6	Very Young (25L) Single Parent Families with Children with Moderate Income	436	0.000	73
69	Senior (65-74) Families with Children with Higher Income	419	0.000	74
9	Very Young (25L) Families with Children with Higher Income	328	0.000	75
12	Very Young (25L) Non-Family with Higher Income	234	0.000	76
65	Senior (65-74) Families with Children with Moderate Income	234	0.000	76
78	Oldest (75P) Single Parent Families with Children with Moderate Income	40	0.000	78
10	Very Young (25L) Single Parent Families with Children with Higher Income	22	0.000	79
58	Nearly Senior (55-64) Single Parent Families with Children with Higher Income	6	0.000	80
22	Young (25-34) Single Parent Families with Children with Higher Income	0	0.000	81
70	Senior (65-74) Families No Children with Higher Income	0	0.000	81
81	Oldest (75P) Families with Children with Higher Income	0	0.000	81
82	Oldest (75P) Single Parent Families with Children with Higher Income	0	0.000	81

EASI ® Life Stage Neighborhood Median Income Summary

#	Cluster Name	Households (1/1/2007)	Median Income (\$)	Rank
45	Late Middle Age (45-54) Families with Children with Higher Income	1,430,261	118,638	1
57	Nearly Senior (55-64) Families with Children with Higher Income	3,961	110,855	2
33	Middle Age (35-44) Families with Children with Higher Income	1,647,604	109,171	3
12	Very Young (25L) Non-Family with Higher Income	234	105,124	4
21	Young (25-34) Families with Children with Higher Income	5,317	105,061	5
10	Very Young (25L) Single Parent Families with Children with Higher Income	22	103,480	6
9	Very Young (25L) Families with Children with Higher Income	328	103,207	7
71	Senior (65-74) Families No Children with Higher Income	74,250	102,981	8
83	Oldest (75P) Families No Children with Higher Income	44,286	101,428	9
59	Nearly Senior (55-64) Families No Children with Higher Income	463,495	101,087	10
47	Late Middle Age (45-54) Families No Children with Higher Income	7,151,059	100,918	11
35	Middle Age (35-44) Families No Children with Higher Income	1,410,686	95,530	12
60	Nearly Senior (55-64) Non-Family with Higher Income	78,243	93,635	13
72	Senior (65-74) Non-Family with Higher Income	3,973	93,255	14
23	Young (25-34) Families No Children with Higher Income	21,365	89,563	15
36	Middle Age (35-44) Non-Family with Higher Income	510,365	87,813	16
69	Senior (65-74) Families with Children with Higher Income	419	86,950	17
84	Oldest (75P) Non-Family with Higher Income	29,515	86,075	18
24	Young (25-34) Non-Family with Higher Income	335,815	85,817	19
48	Late Middle Age (45-54) Non-Family with Higher Income	1,127,785	83,242	20
34	Middle Age (35-44) Single Parent Families with Children with Higher Income	511	71,885	21
29	Middle Age (35-44) Families with Children with Moderate Income	5,265,511	65,349	22
79	Oldest (75P) Families No Children with Moderate Income	414,940	60,631	23
41	Late Middle Age (45-54) Families with Children with Moderate Income	1,386,568	58,550	24
17	Young (25-34) Families with Children with Moderate Income	781,361	58,424	25
19	Young (25-34) Families No Children with Moderate Income	1,082,264	57,408	26
67	Senior (65-74) Families No Children with Moderate Income	751,661	57,146	27
11	Very Young (25L) Families No Children with Higher Income	518	56,937	28
31	Middle Age (35-44) Families No Children with Moderate Income	18,343,403	55,495	29
80	Oldest (75P) Non-Family with Moderate Income	379,088	55,330	30
53	Nearly Senior (55-64) Families with Children with Moderate Income	9,985	55,184	31
65	Senior (65-74) Families with Children with Moderate Income	234	54,545	32
43	Late Middle Age (45-54) Families No Children with Moderate Income	22,140,613	53,246	33
55	Nearly Senior (55-64) Families No Children with Moderate Income	1,576,363	53,071	34
20	Young (25-34) Non-Family with Moderate Income	6,867,021	52,779	35
68	Senior (65-74) Non-Family with Moderate Income	39,363	50,604	36
56	Nearly Senior (55-64) Non-Family with Moderate Income	228,232	48,423	37
32	Middle Age (35-44) Non-Family with Moderate Income	7,796,991	48,122	38

EASI ® Life Stage Neighborhood Median Income Summary


#	Cluster Name	Households (1/1/2007)	Median Income (\$)	Rank
44	Late Middle Age (45-54) Non-Family with Moderate Income	7,385,561	47,625	39
73	Oldest (75P) Families with Children with Lower Income	10,884	45,085	40
7	Very Young (25L) Families No Children with Moderate Income	1,775	43,192	41
8	Very Young (25L) Non-Family with Moderate Income	31,945	42,712	42
58	Nearly Senior (55-64) Single Parent Families with Children with Higher Income	6	42,500	43
77	Oldest (75P) Families with Children with Moderate Income	791	42,220	44
78	Oldest (75P) Single Parent Families with Children with Moderate Income	40	41,667	45
6	Very Young (25L) Single Parent Families with Children with Moderate Income	436	41,264	46
46	Late Middle Age (45-54) Single Parent Families with Children with Higher Income	1,127	41,233	47
18	Young (25-34) Single Parent Families with Children with Moderate Income	36,146	39,964	48
75	Oldest (75P) Families No Children with Lower Income	2,540,312	39,456	49
42	Late Middle Age (45-54) Single Parent Families with Children with Moderate Income	149,376	38,881	50
30	Middle Age (35-44) Single Parent Families with Children with Moderate Income	180,505	38,870	51
54	Nearly Senior (55-64) Single Parent Families with Children with Moderate Income	7,450	38,372	52
3	Very Young (25L) Families No Children with Lower Income	62,691	37,567	53
66	Senior (65-74) Single Parent Families with Children with Moderate Income	699	36,958	54
5	Very Young (25L) Families with Children with Moderate Income	732	34,474	55
76	Oldest (75P) Non-Family With Lower Income	5,778,083	33,984	56
63	Senior (65-74) Families No Children with Lower Income	614,655	33,689	57
15	Young (25-34) Families No Children with Lower Income	308,382	31,535	58
1	Very Young (25L) Families with Children with Lower Income	47,346	31,431	59
27	Middle Age (35-44) Families No Children with Lower Income	1,474,235	31,368	60
16	Young (25-34) Non-Family With Lower Income	2,337,729	30,417	61
39	Late Middle Age (45-54) Families No Children with Lower Income	1,660,972	30,318	62
51	Nearly Senior (55-64) Families No Children with Lower Income	549,342	29,973	63
4	Very Young (25L) Non-Family With Lower Income	3,011,296	29,964	64
13	Young (25-34) Families with Children with Lower Income	604,293	29,076	65
25	Middle Age (35-44) (35-44) Families with Children with Lower Income	912,548	28,726	66
61	Senior (65-74) Families with Children with Lower Income	1,932	28,054	67
37	Late Middle Age (45-54) Families with Children with Lower Income	222,349	27,728	68
28	Middle Age (35-44) Non-Family With Lower Income	2,743,773	27,632	69
64	Senior (65-74) Non-Family With Lower Income	331,064	27,207	70
49	Nearly Senior (55-64) Families with Children with Lower Income	9,240	26,626	71
40	Late Middle Age (45-54) Non-Family With Lower Income	2,254,593	26,547	72
52	Nearly Senior (55-64) Non-Family With Lower Income	354,746	24,390	73

EASI ® Life Stage Neighborhood Median Income Summary

#	Cluster Name	Households (1/1/2007)	Median Income (\$)	Rank
14	Young (25-34) Single Parent Families with Children with Lower Income	498,495	23,429	74
50	Nearly Senior (55-64) Single Parent Families with Children with Lower Income	32,571	23,359	75
26	Middle Age (35-44) Single Parent Families with Children with Lower Income	742,384	23,351	76
62	Senior (65-74) Single Parent Families with Children with Lower Income	3,169	23,220	77
74	Oldest (75P) Single Parent Families with Children with Lower Income	2,729	22,185	78
38	Late Middle Age (45-54) Single Parent Families with Children with Lower Income	289,757	22,183	79
2	Very Young (25L) Single Parent Families with Children with Lower Income	139,657	18,533	80
22	Young (25-34) Single Parent Families with Children with Higher Income	0	0	81
70	Senior (65-74) Families No Children with Higher Income	0	0	81
81	Oldest (75P) Families with Children with Higher Income	0	0	81
82	Oldest (75P) Single Parent Families with Children with Higher Income	0	0	81

Now you are ready to find the have's, the have not's, and the have plenty's.

1. Very Young (25L) Families with Children with Lower Income



Cluster Summary:

<i>Economic Power (Median Income) :</i>	<i>\$31,431</i>	<i>Rank = 59</i>
<i>Total Households:</i>	<i>47,346 (0.041 %US)</i>	<i>Rank = 48</i>


Demographically Associated Variables (with the sum of this cluster):

- Households, Median Size
- Population, Male
- Housing, Median Year Moved In
- Family, Median Size
- Employment, Armed Forces Female (Pop 16+)
- Employment, Armed Forces Male (Pop 16+)
- Household, Average Size
- Population, Total Group Quarters
- Puerto Rican Ancestry
- Housing, No Cash Rent

Common Consumer Expenditures (with the sum of this cluster):

- Rent (\$000)
- Wall-to-wall carpeting (renter) (\$000)
- Rented dwellings (\$000)
- Calculators (\$000)
- Repair of TV, radio, and sound equipment (\$000)
- Coin-operated apparel laundry and dry cleaning (\$000)
- Rental of furniture (\$000)
- Rent as pay (\$000)
- Coin-operated household laundry and dry cleaning (non-clothing) (\$000)
- Maintenance, insurance and other expenses (\$000)

2. Very Young (25L) Single Parent Families with Children with Lower Income



Cluster Summary:

<i>Economic Power (Median Income) :</i>	<i>\$18,533</i>	<i>Rank = 80</i>
<i>Total Households:</i>	<i>139,657 (0.121 %US)</i>	<i>Rank = 44</i>


Demographically Associated Variables (with the sum of this cluster):

- Housing, Rent less than \$250
- Population, Females Never Married (Pop 15+)
- Housing, Rent \$250-\$499
- Population, Female
- Black Households
- Education, Enrolled Public Preprimary (Pop 3+)
- Households with No Vehicles
- Employment, Unemployed Female (Pop 16+)
- Housing, Renter Occupied
- Education, Enrolled Public School (Pop 3+)

Common Consumer Expenditures (with the sum of this cluster):

- Camping equipment (\$000)
- Girls' footwear (\$000)
- Boys' footwear (\$000)
- Boys' hosiery (\$000)
- Rent as pay (\$000)
- Babysitting and child care in someone else's home (\$000)
- Rental of furniture (\$000)
- Repair of TV, radio, and sound equipment (\$000)
- Rented dwellings (\$000)
- Rent (\$000)

3. Very Young (25L) Families No Children with Lower Income



Cluster Summary:

<i>Economic Power (Median Income) :</i>	<i>\$37,567</i>	<i>Rank = 53</i>
<i>Total Households:</i>	<i>62,691 (0.055 %US)</i>	<i>Rank = 47</i>


Demographically Associated Variables (with the sum of this cluster):

- Housing, Median Year Moved In
- Education, Enrolled Public College (Pop 3+)
- Housing, Median Year Built
- Employment, Travel Time Less than 15 Min (Empl 16+)
- Population, Total Group Quarters
- Unclassified Ancestry
- Non-Families, Median Size
- Mexican Ancestry
- Employment, State Government Workers (Pop 16+)
- Housing, Rent \$250-\$499

Common Consumer Expenditures (with the sum of this cluster):

- Wall-to-wall carpeting (renter) (\$000)
- Calculators (\$000)
- Repair of TV, radio, and sound equipment (\$000)
- School books, supplies, equipment for college (\$000)
- Dinner at employer and school cafeterias (\$000)
- Hunting and fishing equipment (\$000)
- Rent (\$000)
- Rented dwellings (\$000)
- Coin-operated apparel laundry and dry cleaning (\$000)
- Meals as pay (\$000)

4. Very Young (25L) Non-Family With Lower Income



Cluster Summary:

<i>Economic Power (Median Income) :</i>	<i>\$29,964</i>	<i>Rank = 64</i>
<i>Total Households:</i>	<i>3,011,296 (2.619 %US)</i>	<i>Rank = 9</i>


Demographically Associated Variables (with the sum of this cluster):

- Education, Enrolled Public College (Pop 3+)
- Population, Females Never Married (Pop 15+)
- Population, Males Never Married (Pop 15+)
- Non-Family Population
- Housing, Renter Occupied
- Housing, Median Year Moved In
- Non-Families, Median Size
- Housing, Occupied Structure with 10-19 Units
- Housing, Occupied Structure with 5-9 Units
- Employment, Travel Time Less than 15 Min (Empl 16+)

Common Consumer Expenditures (with the sum of this cluster):

- Repair of TV, radio, and sound equipment (\$000)
- Wall-to-wall carpeting (renter) (\$000)
- School books, supplies, equipment for college (\$000)
- Dinner at employer and school cafeterias (\$000)
- Rent (\$000)
- Calculators (\$000)
- Rented dwellings (\$000)
- Rental of furniture (\$000)
- Coin-operated apparel laundry and dry cleaning (\$000)
- Rent as pay (\$000)

5. Very Young (25L) Families with Children with Moderate Income



Cluster Summary:

<i>Economic Power (Median Income) :</i>	<i>\$34,474</i>	<i>Rank = 55</i>
<i>Total Households:</i>	<i>732 (0.001 %US)</i>	<i>Rank = 69</i>


Demographically Associated Variables (with the sum of this cluster):

- Population, Males Never Married (Pop 15+)
- Education, Enrolled Public College (Pop 3+)
- Population, Females Never Married (Pop 15+)
- Employment, Other Transportation to Work (Empl 16+)
- British Ancestry
- Scottish Ancestry
- Employment, Educational, Health and Social Services (Pop 16+)
- Population, Non-Institutional Group Quarters
- Population Aged 16 Years and Older
- Employment Potential (Pop 16+)

Common Consumer Expenditures (with the sum of this cluster):

- Calculators (\$000)
- Repair of TV, radio, and sound equipment (\$000)
- Wall-to-wall carpeting (renter) (\$000)
- Infant underwear (\$000)
- School books, supplies, equipment for college (\$000)
- Hunting and fishing equipment (\$000)
- Meals as pay (\$000)
- Babysitting and child care in someone else's home (\$000)
- Dinner at employer and school cafeterias (\$000)
- Rent (\$000)

6. Very Young (25L) Single Parent Families with Children with Moderate Income



Cluster Summary:

<i>Economic Power (Median Income) :</i>	<i>\$41,264</i>	<i>Rank = 46</i>
<i>Total Households:</i>	<i>436 (0.000 %US)</i>	<i>Rank = 73</i>


Demographically Associated Variables (with the sum of this cluster):

- Population, Males Never Married (Pop 15+)
- Education Attainment, < High School (Pop 25+)
- Population, Total Group Quarters
- Housing, Median Year Moved In
- Employment, Not in the Labor Force Male (Pop 16+)
- Housing, Median Year Built
- Population, Speaks Spanish (Pop 5+)
- Population, Institutional Group Quarters
- Population, Male
- Education, Not Enrolled in School (Pop 3+)

Common Consumer Expenditures (with the sum of this cluster):

- Camping equipment (\$000)
- Girls' footwear (\$000)
- Boys' hosiery (\$000)
- Babysitting and child care in someone else's home (\$000)
- Boys' footwear (\$000)
- Repair of TV, radio, and sound equipment (\$000)
- Rent as pay (\$000)
- Boys' uniforms (\$000)
- Wall-to-wall carpeting (renter) (\$000)
- Dating Services (\$000)

7. Very Young (25L) Families No Children with Moderate Income



Cluster Summary:

<i>Economic Power (Median Income) :</i>	<i>\$43,192</i>	<i>Rank = 41</i>
<i>Total Households:</i>	<i>1,775 (0.002 %US)</i>	<i>Rank = 66</i>


Demographically Associated Variables (with the sum of this cluster):

- Population, Total Group Quarters
- Population, Institutional Group Quarters
- Education, Not Enrolled in School (Pop 3+)
- Employment, Not in the Labor Force Male (Pop 16+)
- Population Aged 16 Years and Older
- Employment Potential (Pop 16+)
- Education Attainment, < High School (Pop 25+)
- Population, Males Divorced (Pop 15+)
- Education Attainment, High School (Pop 25+)
- Population, Males Widowed (Pop 15+)

Common Consumer Expenditures (with the sum of this cluster):

- Repair of TV, radio, and sound equipment (\$000)
- School books, supplies, equipment for college (\$000)
- Hunting and fishing equipment (\$000)
- Dinner at employer and school cafeterias (\$000)
- Lunch at vend machines and mobile vendors (\$000)
- Wall-to-wall carpeting (renter) (\$000)
- Meals as pay (\$000)
- Dinner at vend machines and mobile vendors (\$000)
- Radios (\$000)
- Coin-operated apparel laundry and dry cleaning (\$000)

8. Very Young (25L) Non-Family with Moderate Income



Cluster Summary:

<i>Economic Power (Median Income) :</i>	<i>\$42,712</i>	<i>Rank = 42</i>
<i>Total Households:</i>	<i>31,945 (0.028 %US)</i>	<i>Rank = 53</i>


Demographically Associated Variables (with the sum of this cluster):

- Population, Males Never Married (Pop 15+)
- Non-Families, Median Size
- Employment Potential (Pop 16+)
- Population Aged 16 Years and Older
- Education, Enrolled Public College (Pop 3+)
- Population, Females Never Married (Pop 15+)
- Education, Enrolled Private College (Pop 3+)
- Housing, Median Year Moved In
- Employment, Travel Time Less than 15 Min (Empl 16+)
- Other Asian Ancestry

Common Consumer Expenditures (with the sum of this cluster):

- Repair of TV, radio, and sound equipment (\$000)
- Wall-to-wall carpeting (renter) (\$000)
- School books, supplies, equipment for college (\$000)
- Rent (\$000)
- Rented dwellings (\$000)
- Meals as pay (\$000)
- Dinner at employer and school cafeterias (\$000)
- Hunting and fishing equipment (\$000)
- Coin-operated apparel laundry and dry cleaning (\$000)
- Calculators (\$000)

9. Very Young (25L) Families with Children with Higher Income



Cluster Summary:

<i>Economic Power (Median Income) :</i>	<i>\$103,207</i>	<i>Rank = 7</i>
<i>Total Households:</i>	<i>328 (0.000 %US)</i>	<i>Rank = 75</i>


Demographically Associated Variables (with the sum of this cluster):

- Household Income, Median (\$)
- Population, Males Married (Pop 15+)
- Housing, Median Rent (\$)
- Family, Median Size
- Education, Enrolled Public College (Pop 3+)
- Japanese Ancestry
- Filipino Ancestry
- Unclassified Ancestry
- Housing, Median Year Built
- Population, Male

Common Consumer Expenditures (with the sum of this cluster):

- Calculators (\$000)
- Girls' costumes (\$000)
- Babysitting and child care in your own home (\$000)
- Elementary and high school tuition (\$000)
- Fees for recreational lessons (\$000)
- Boys' accessories (\$000)
- Day-care centers, nursery, and preschools (\$000)
- Athletic gear, game tables, and exercise equipment (\$000)
- Gifts to non hh members of stocks, bonds, and mutual funds (\$000)
- Color TV - controls (\$000)

10. Very Young (25L) Single Parent Families with Children with Higher Income



Cluster Summary:

<i>Economic Power (Median Income) :</i>	<i>\$103,480</i>	<i>Rank = 6</i>
<i>Total Households:</i>	<i>22 (0.000 %US)</i>	<i>Rank = 79</i>


Demographically Associated Variables (with the sum of this cluster):

- Households, 5 Person
- Households, Median Size
- Household Income, Median (\$)
- Family, Median Size
- Occupation, Production, Transportation, and Material Moving (Pop 16+)
- Black Households
- Housing, Occupied Structure with 5-9 Units
- Housing, Vacant Units Vacant Other
- Housing, Vacant Units
- Employment, Transportation and Warehousing, and Utilities (Pop 16+)

Common Consumer Expenditures (with the sum of this cluster):

- Other hardware (\$000)
- Closet and storage items (\$000)
- Rental of televisions (\$000)
- College tuition (\$000)
- Reupholstering, furniture repair (\$000)
- Board (including school) (\$000)
- Microwave ovens (\$000)
- Radios, sound equipment (\$000)
- Education (\$000)
- Admission to sporting events (\$000)

11. Very Young (25L) Families No Children with Higher Income



Cluster Summary:

<i>Economic Power (Median Income) :</i>	<i>\$56,937</i>	<i>Rank = 28</i>
<i>Total Households:</i>	<i>518 (0.000 %US)</i>	<i>Rank = 71</i>


Demographically Associated Variables (with the sum of this cluster):

- Education, Not Enrolled in School (Pop 3+)
- Employment, Not in the Labor Force Male (Pop 16+)
- Population, Male
- Household Income, Median (\$)
- Unclassified Ancestry
- Employment Potential (Pop 16+)
- Population Aged 16 Years and Older
- Education Attainment, < High School (Pop 25+)
- Population, Institutional Group Quarters
- Population Aged 3 Years and Older

Common Consumer Expenditures (with the sum of this cluster):

- Magazines, non-subscriptions (\$000)
- Athletic gear, game tables, and exercise equipment (\$000)
- School books, supplies, equipment for college (\$000)
- Catered affairs (\$000)
- Radios (\$000)
- Other hardware (\$000)
- Non-motorized recreational vehicle (\$000)
- Ship fares (\$000)
- Alimony expenditures (\$000)
- Men's suits (\$000)

12. Very Young (25L) Non-Family with Higher Income



Cluster Summary:

<i>Economic Power (Median Income) :</i>	<i>\$105,124</i>	<i>Rank = 4</i>
<i>Total Households:</i>	<i>234 (0.000 %US)</i>	<i>Rank = 76</i>


Demographically Associated Variables (with the sum of this cluster):

- Population, Non-Institutional Group Quarters
- Population, Total Group Quarters
- Employment Potential (Pop 16+)
- Population Aged 16 Years and Older
- Population Aged 3 Years and Older
- Employment, Other Transportation to Work (Empl 16+)
- Employment, Unemployed Female (Pop 16+)
- Employment, Unemployed Males (Pop 16+)
- Population, Males Never Married (Pop 15+)
- Household Income, Median (\$)

Common Consumer Expenditures (with the sum of this cluster):

- Calculators (\$000)
- Alimony expenditures (\$000)
- Gifts to non hh members of stocks, bonds, and mutual funds (\$000)
- Athletic gear, game tables, and exercise equipment (\$000)
- Other hardware (\$000)
- Film processing (\$000)
- Winter sports equipment (\$000)
- Reupholstering, furniture repair (\$000)
- Magazines, non-subscriptions (\$000)
- Electric personal care appliances (\$000)

13. Young (25-34) Families with Children with Lower Income



Cluster Summary:

<i>Economic Power (Median Income) :</i>	<i>\$29,076</i>	<i>Rank = 65</i>
<i>Total Households:</i>	<i>604,293 (0.526 %US)</i>	<i>Rank = 28</i>


Demographically Associated Variables (with the sum of this cluster):

- Households, Median Size
- Family, Median Size
- Household, Average Size
- Mexican Ancestry
- Total Hispanic Ancestry
- Population, Speaks Spanish (Pop 5+)
- Population, Citizenship - Foreign Born - Not a Citizen
- Hispanic Households
- Households, 6 Person
- Other Ancestry

Common Consumer Expenditures (with the sum of this cluster):

- Rent (\$000)
- Rented dwellings (\$000)
- Rent as pay (\$000)
- Rental of furniture (\$000)
- Coin-operated apparel laundry and dry cleaning (\$000)
- Wall-to-wall carpeting (renter) (\$000)
- Calculators (\$000)
- Repair of TV, radio, and sound equipment (\$000)
- Coin-operated household laundry and dry cleaning (non-clothing) (\$000)
- Maintenance, insurance and other expenses (\$000)

14. Young (25-34) Single Parent Families with Children with Lower Income



Cluster Summary:

<i>Economic Power (Median Income) :</i>	<i>\$23,429</i>	<i>Rank = 74</i>
<i>Total Households:</i>	<i>498,495 (0.433 %US)</i>	<i>Rank = 31</i>


Demographically Associated Variables (with the sum of this cluster):

- Education, Enrolled Public School (Pop 3+)
- Other Ancestry
- Population, Females Never Married (Pop 15+)
- Black Households
- Family, Median Size
- Households with No Vehicles
- Employment, Unemployed Female (Pop 16+)
- Households, Median Size
- Household, Average Size
- Housing, Rent \$250-\$499

Common Consumer Expenditures (with the sum of this cluster):

- Rent as pay (\$000)
- Girls' footwear (\$000)
- Camping equipment (\$000)
- Rent (\$000)
- Rented dwellings (\$000)
- Boys' footwear (\$000)
- Boys' hosiery (\$000)
- Rental of furniture (\$000)
- Coin-operated apparel laundry and dry cleaning (\$000)
- Babysitting and child care in someone else's home (\$000)

15. Young (25-34) Families No Children with Lower Income



Cluster Summary:

<i>Economic Power (Median Income) :</i>	<i>\$31,535</i>	<i>Rank = 58</i>
<i>Total Households:</i>	<i>308,382 (0.268 %US)</i>	<i>Rank = 38</i>


Demographically Associated Variables (with the sum of this cluster):

- Education Attainment, < High School (Pop 25+)
- Other Ancestry
- Households, 7 or More Person
- Households, Median Size
- Household, Average Size
- Population, Speaks Spanish (Pop 5+)
- Other Households
- Family, Median Size
- Total Hispanic Ancestry
- Housing, Rent \$500-\$749

Common Consumer Expenditures (with the sum of this cluster):

- Rent as pay (\$000)
- Rental of furniture (\$000)
- Rent (\$000)
- Rented dwellings (\$000)
- Coin-operated apparel laundry and dry cleaning (\$000)
- Wall-to-wall carpeting (renter) (\$000)
- Coin-operated household laundry and dry cleaning (non-clothing) (\$000)
- Repair of TV, radio, and sound equipment (\$000)
- Calculators (\$000)
- Maintenance, insurance and other expenses (\$000)

16. Young (25-34) Non-Family With Lower Income



Cluster Summary:

<i>Economic Power (Median Income) :</i>	<i>\$30,417</i>	<i>Rank = 61</i>
<i>Total Households:</i>	<i>2,337,729 (2.033 %US)</i>	<i>Rank = 12</i>


Demographically Associated Variables (with the sum of this cluster):

- Housing, Renter Occupied
- Housing, Rent \$500-\$749
- Housing, Rent \$750-\$999
- Housing, Rent \$250-\$499
- Housing, Occupied Structure with 5-9 Units
- Population, Males Never Married (Pop 15+)
- Housing, Occupied Structure with 10-19 Units
- Households with No Vehicles
- Households with 1 Vehicle
- Other Households

Common Consumer Expenditures (with the sum of this cluster):

- Rent (\$000)
- Rent as pay (\$000)
- Rented dwellings (\$000)
- Rental of furniture (\$000)
- Coin-operated apparel laundry and dry cleaning (\$000)
- Coin-operated household laundry and dry cleaning (non-clothing) (\$000)
- Wall-to-wall carpeting (renter) (\$000)
- Repair of TV, radio, and sound equipment (\$000)
- Maintenance, insurance and other expenses (\$000)
- Meals as pay (\$000)

17. Young (25-34) Families with Children with Moderate Income



Cluster Summary:

<i>Economic Power (Median Income) :</i>	<i>\$58,424</i>	<i>Rank = 25</i>
<i>Total Households:</i>	<i>781,361 (0.679 %US)</i>	<i>Rank = 24</i>


Demographically Associated Variables (with the sum of this cluster):

- Households, Median Size
- Family, Median Size
- Household, Average Size
- Housing, Median Year Moved In
- Housing, Median Year Built
- Mexican Ancestry
- Household Growth (2007/2000)
- Household Forecast (2012/2007)
- Households, 5 Person
- Total Hispanic Ancestry

Common Consumer Expenditures (with the sum of this cluster):

- Babysitting and child care in someone else's home (\$000)
- Day-care centers, nursery, and preschools (\$000)
- Infant underwear (\$000)
- Boys' nightwear (\$000)
- Personal services (\$000)
- Babysitting and child care in your own home (\$000)
- Boys' costumes (\$000)
- Baby Food (\$000)
- Girls' accessories (\$000)
- Girls' shorts, shorts sets (\$000)

18. Young (25-34) Single Parent Families with Children with Moderate Income



Cluster Summary:

<i>Economic Power (Median Income) :</i>	<i>\$39,964</i>	<i>Rank = 48</i>
<i>Total Households:</i>	<i>36,146 (0.031 %US)</i>	<i>Rank = 51</i>


Demographically Associated Variables (with the sum of this cluster):

- Households, Median Size
- Education, Enrolled Public School (Pop 3+)
- Other Ancestry
- Family, Median Size
- Household, Average Size
- Black Households
- Housing, Rent \$750-\$999
- Population, Females Never Married (Pop 15+)
- Subsaharan African Ancestry
- Households, 7 or More Person

Common Consumer Expenditures (with the sum of this cluster):

- Girls' footwear (\$000)
- Camping equipment (\$000)
- Babysitting and child care in someone else's home (\$000)
- Boys' footwear (\$000)
- Boys' hosiery (\$000)
- Rent as pay (\$000)
- Rent (\$000)
- Rented dwellings (\$000)
- Coin-operated apparel laundry and dry cleaning (\$000)
- Repair of TV, radio, and sound equipment (\$000)

19. Young (25-34) Families No Children with Moderate Income



Cluster Summary:

<i>Economic Power (Median Income) :</i>	<i>\$57,408</i>	<i>Rank = 26</i>
---	-----------------	------------------

<i>Total Households:</i>	<i>1,082,264 (0.941 %US)</i>	<i>Rank = 22</i>
--------------------------	------------------------------	------------------


Demographically Associated Variables (with the sum of this cluster):

- Household Growth (2007/2000)
- Household Forecast (2012/2007)
- Housing, Median Year Built
- Housing, Built 1999 or Later
- Employment, Private for-Profit Wage and Salary Workers (Pop 16+)
- Housing, Built 1995 to 1998
- Housing, Median Year Moved In
- Employment, Car, Truck, Van to Work (Empl 16+)
- Non-Families, Median Size
- Households, 3 Person

Common Consumer Expenditures (with the sum of this cluster):

- Infant underwear (\$000)
- Day-care centers, nursery, and preschools (\$000)
- Babysitting and child care in someone else's home (\$000)
- Souvenirs (\$000)
- Fireworks (\$000)
- Boys' costumes (\$000)
- Baby Food (\$000)
- Boys' nightwear (\$000)
- Personal services (\$000)
- Babysitting and child care in your own home (\$000)

20. Young (25-34) Non-Family with Moderate Income



Cluster Summary:

<i>Economic Power (Median Income) :</i>	<i>\$52,779</i>	<i>Rank = 35</i>
<i>Total Households:</i>	<i>6,867,021 (5.972 %US)</i>	<i>Rank = 6</i>


Demographically Associated Variables (with the sum of this cluster):

- Non-Family Population
- Housing, Renter Occupied
- Housing, Year Moved in 1999 or Later
- Housing, Occupied Structure with 10-19 Units
- Housing, Occupied Structure with 5-9 Units
- Employment, Private for-Profit Wage and Salary Workers (Pop 16+)
- Housing, Rent \$1,000-\$1,249
- Employment, Civilian Total (Pop 16+)
- Households with 1 Vehicle
- Asian Households

Common Consumer Expenditures (with the sum of this cluster):

- Meals as pay (\$000)
- Lunch at vend machines and mobile vendors (\$000)
- Repair of TV, radio, and sound equipment (\$000)
- Rent (\$000)
- Rented dwellings (\$000)
- Maintenance, insurance and other expenses (\$000)
- Coin-operated apparel laundry and dry cleaning (\$000)
- Pager Service (\$000)
- Wall-to-wall carpeting (renter) (\$000)
- Coin-operated household laundry and dry cleaning (non-clothing) (\$000)

21. Young (25-34) Families with Children with Higher Income



Cluster Summary:

<i>Economic Power (Median Income) :</i>	<i>\$105,061</i>	<i>Rank = 5</i>
<i>Total Households:</i>	<i>5,317 (0.005 %US)</i>	<i>Rank = 60</i>


Demographically Associated Variables (with the sum of this cluster):

- Household Income, Median (\$)
- Housing, Median Year Built
- Household Growth (2007/2000)
- Housing, Built 1995 to 1998
- Household Forecast (2012/2007)
- Housing, Owner Households, With Mortgage Any
- Households, 4 Person
- Family Population
- Housing, Built 1999 or Later
- Households, Median Size

Common Consumer Expenditures (with the sum of this cluster):

- Babysitting and child care in your own home (\$000)
- Day-care centers, nursery, and preschools (\$000)
- Boys' costumes (\$000)
- Personal services (\$000)
- Fees for recreational lessons (\$000)
- Girls' accessories (\$000)
- Girls' active sportswear (\$000)
- Elementary and high school tuition (\$000)
- School lunches (\$000)
- Girls' costumes (\$000)

22. Young (25-34) Single Parent Families with Children with Higher Income




Cluster Summary:

<i>Economic Power (Median Income) :</i>	<i>\$0</i>	<i>Rank = 81</i>
<i>Total Households:</i>	<i>0 (0.000 %US)</i>	<i>Rank = 81</i>

Demographically Associated Variables (with the sum of this cluster):

Common Consumer Expenditures (with the sum of this cluster):

23. Young (25-34) Families No Children with Higher Income



Cluster Summary:

<i>Economic Power (Median Income) :</i>	<i>\$89,563</i>	<i>Rank = 15</i>
<i>Total Households:</i>	<i>21,365 (0.019 %US)</i>	<i>Rank = 55</i>


Demographically Associated Variables (with the sum of this cluster):

- Household Income, Median (\$)
- Education Attainment, College (Pop 25+)
- Occupation, Professional and Related (Pop 16+)
- Employment, White Collar (Pop 16+)
- Indian Ancestry
- Housing, Median Value Owner Households (\$)
- Education Attainment, Graduate Degree (Pop 25+)
- Total Asian Ancestry
- Chinese Ancestry
- Korean Ancestry

Common Consumer Expenditures (with the sum of this cluster):

- Film processing (\$000)
- Other hardware (\$000)
- Motorized recreational vehicles (\$000)
- Alimony expenditures (\$000)
- Winter sports equipment (\$000)
- Athletic gear, game tables, and exercise equipment (\$000)
- Babysitting and child care in your own home (\$000)
- Business equipment for home use (\$000)
- Gifts to non hh members of stocks, bonds, and mutual funds (\$000)
- Catered affairs (\$000)

24. Young (25-34) Non-Family with Higher Income



Cluster Summary:

<i>Economic Power (Median Income) :</i>	<i>\$85,817</i>	<i>Rank = 19</i>
<i>Total Households:</i>	<i>335,815 (0.292 %US)</i>	<i>Rank = 36</i>


Demographically Associated Variables (with the sum of this cluster):

- Housing, Rent \$1,500-\$1,999
- Employment, Professional, Scientific, Management, Administrative, etc. (Pop 16+)
- Employment, White Collar (Pop 16+)
- Housing, Rent \$2,000+
- Education Attainment, College (Pop 25+)
- Housing, Median Rent (\$)
- Occupation, Management, Business, and Financial Operations (Pop 16+)
- Non-Family Population
- Education Attainment, Graduate Degree (Pop 25+)
- Housing, Rent \$1,250-\$1,499

Common Consumer Expenditures (with the sum of this cluster):

- Alimony expenditures (\$000)
- Child support expenditures (\$000)
- Color TV - controls (\$000)
- Athletic gear, game tables, and exercise equipment (\$000)
- Microwave ovens (\$000)
- College tuition (\$000)
- Sports, recreational and exercise equipment (\$000)
- Electric personal care appliances (\$000)
- Men's coats and jackets (\$000)
- Women's dresses (\$000)

25. Middle Age (35-44) (35-44) Families with Children with Lower Income



Cluster Summary:

<i>Economic Power (Median Income) :</i>	<i>\$28,726</i>	<i>Rank = 66</i>
<i>Total Households:</i>	<i>912,548 (0.794 %US)</i>	<i>Rank = 23</i>


Demographically Associated Variables (with the sum of this cluster):

- Family, Median Size
- Household, Average Size
- Households, Median Size
- Households, 7 or More Person
- Households, 6 Person
- Mexican Ancestry
- Total Hispanic Ancestry
- Other Ancestry
- Population, Speaks Spanish (Pop 5+)
- Other Households

Common Consumer Expenditures (with the sum of this cluster):

- Rent as pay (\$000)
- Calculators (\$000)
- Rent (\$000)
- Rented dwellings (\$000)
- Rental of furniture (\$000)
- Coin-operated apparel laundry and dry cleaning (\$000)
- Wall-to-wall carpeting (renter) (\$000)
- Repair of TV, radio, and sound equipment (\$000)
- Coin-operated household laundry and dry cleaning (non-clothing) (\$000)
- Maintenance, insurance and other expenses (\$000)

26. Middle Age (35-44) Single Parent Families with Children with Lower Income



Cluster Summary:

<i>Economic Power (Median Income) :</i>	<i>\$23,351</i>	<i>Rank = 76</i>
<i>Total Households:</i>	<i>742,384 (0.646 %US)</i>	<i>Rank = 26</i>


Demographically Associated Variables (with the sum of this cluster):

- Education, Enrolled Public School (Pop 3+)
- Other Ancestry
- Households with No Vehicles
- Family, Median Size
- Population, Females Never Married (Pop 15+)
- Households, 7 or More Person
- Households, 6 Person
- Households, Median Size
- Household, Average Size
- Employment, Unemployed Female (Pop 16+)

Common Consumer Expenditures (with the sum of this cluster):

- Rent as pay (\$000)
- Camping equipment (\$000)
- Girls' footwear (\$000)
- Rented dwellings (\$000)
- Rent (\$000)
- Rental of furniture (\$000)
- Coin-operated apparel laundry and dry cleaning (\$000)
- Boys' hosiery (\$000)
- Boys' footwear (\$000)
- Coin-operated household laundry and dry cleaning (non-clothing) (\$000)

27. Middle Age (35-44) Families No Children with Lower Income



Cluster Summary:

<i>Economic Power (Median Income) :</i>	<i>\$31,368</i>	<i>Rank = 60</i>
<i>Total Households:</i>	<i>1,474,235 (1.282 %US)</i>	<i>Rank = 17</i>


Demographically Associated Variables (with the sum of this cluster):

- Education Attainment, < High School (Pop 25+)
- Households, Median Size
- Household, Average Size
- Households, 7 or More Person
- Other Ancestry
- Employment, Not in the Labor Force Male (Pop 16+)
- Family, Median Size
- Housing, Owner Households Valued \$20,000-\$39,999
- Households, 6 Person
- Education, Enrolled Public School (Pop 3+)

Common Consumer Expenditures (with the sum of this cluster):

- Rent as pay (\$000)
- Rental of furniture (\$000)
- Rent (\$000)
- Rented dwellings (\$000)
- Coin-operated apparel laundry and dry cleaning (\$000)
- Coin-operated household laundry and dry cleaning (non-clothing) (\$000)
- Wall-to-wall carpeting (renter) (\$000)
- Calculators (\$000)
- Repair of TV, radio, and sound equipment (\$000)
- Ground rent (\$000)

28. Middle Age (35-44) Non-Family With Lower Income



Cluster Summary:

<i>Economic Power (Median Income) :</i>	<i>\$27,632</i>	<i>Rank = 69</i>
<i>Total Households:</i>	<i>2,743,773 (2.386 %US)</i>	<i>Rank = 10</i>


Demographically Associated Variables (with the sum of this cluster):

- Housing, Rent \$500-\$749
- Housing, Rent \$250-\$499
- Households with No Vehicles
- Housing, Renter Occupied
- Education Attainment, < High School (Pop 25+)
- Black Households
- Other Ancestry
- Housing, Vacant Units For Rent
- Housing, Rent less than \$250
- Population, Males Never Married (Pop 15+)

Common Consumer Expenditures (with the sum of this cluster):

- Rent as pay (\$000)
- Rental of furniture (\$000)
- Rented dwellings (\$000)
- Rent (\$000)
- Coin-operated apparel laundry and dry cleaning (\$000)
- Coin-operated household laundry and dry cleaning (non-clothing) (\$000)
- Wall-to-wall carpeting (renter) (\$000)
- Repair of TV, radio, and sound equipment (\$000)
- Maintenance, insurance and other expenses (\$000)
- Camping equipment (\$000)

29. Middle Age (35-44) Families with Children with Moderate Income



Cluster Summary:

<i>Economic Power (Median Income) :</i>	<i>\$65,349</i>	<i>Rank = 22</i>
<i>Total Households:</i>	<i>5,265,511 (4.579 %US)</i>	<i>Rank = 8</i>


Demographically Associated Variables (with the sum of this cluster):

- Households, Median Size
- Family, Median Size
- Household, Average Size
- Family Population
- Households, 5 Person
- Housing, Median Year Built
- Household Growth (2007/2000)
- Household Forecast (2012/2007)
- Education, Enrolled Public School (Pop 3+)
- Households, 4 Person

Common Consumer Expenditures (with the sum of this cluster):

- Day-care centers, nursery, and preschools (\$000)
- Babysitting and child care in your own home (\$000)
- Girls' accessories (\$000)
- Boys' costumes (\$000)
- Personal services (\$000)
- School lunches (\$000)
- Babysitting and child care in someone else's home (\$000)
- School books, supplies, equipment for elementary high school (\$000)
- Fees for recreational lessons (\$000)
- Girls' shorts, shorts sets (\$000)

30. Middle Age (35-44) Single Parent Families with Children with Moderate Income



Cluster Summary:

<i>Economic Power (Median Income) :</i>	<i>\$38,870</i>	<i>Rank = 51</i>
<i>Total Households:</i>	<i>180,505 (0.157 %US)</i>	<i>Rank = 42</i>


Demographically Associated Variables (with the sum of this cluster):

- Black Households
- Education, Enrolled Public School (Pop 3+)
- Family, Median Size
- Other Ancestry
- Households, Median Size
- Household, Average Size
- Population, Females Never Married (Pop 15+)
- Households, 7 or More Person
- Households, 6 Person
- Sub-Saharan African Ancestry

Common Consumer Expenditures (with the sum of this cluster):

- Camping equipment (\$000)
- Girls' footwear (\$000)
- Boys' hosiery (\$000)
- Boys' footwear (\$000)
- Rent as pay (\$000)
- Babysitting and child care in someone else's home (\$000)
- Rent (\$000)
- Rented dwellings (\$000)
- Boys' uniforms (\$000)
- Coin-operated apparel laundry and dry cleaning (\$000)

31. Middle Age (35-44) Families No Children with Moderate Income



Cluster Summary:

<i>Economic Power (Median Income) :</i>	<i>\$55,495</i>	<i>Rank = 29</i>
<i>Total Households:</i>	<i>18,343,403 (15.952 %US)</i>	<i>Rank = 2</i>


Demographically Associated Variables (with the sum of this cluster):

- Households, 4 Person
- Households, Median Vehicles
- Housing, Median Year Built
- Housing, Owner Households, With Mortgage Any
- Family Population
- Housing, Owner Households Valued \$175,000-\$199,999
- Household Forecast (2012/2007)
- Household Growth (2007/2000)
- Households, Median Size
- Occupation, Construction, Extraction, and Maintenance (Pop 16+)

Common Consumer Expenditures (with the sum of this cluster):

- Babysitting and child care in your own home (\$000)
- Day-care centers, nursery, and preschools (\$000)
- Boys' costumes (\$000)
- Fees for recreational lessons (\$000)
- Girls' accessories (\$000)
- Souvenirs (\$000)
- Elementary and high school tuition (\$000)
- School lunches (\$000)
- Girls' costumes (\$000)
- School books, supplies, equipment for elementary high school (\$000)

32. Middle Age (35-44) Non-Family with Moderate Income



Cluster Summary:

<i>Economic Power (Median Income) :</i>	<i>\$48,122</i>	<i>Rank = 38</i>
<i>Total Households:</i>	<i>7,796,991 (6.780 %US)</i>	<i>Rank = 3</i>


Demographically Associated Variables (with the sum of this cluster):

- Non-Family Population
- Housing, Renter Occupied
- Households with 1 Vehicle
- Households, 1 Person
- Housing, Rent \$750-\$999
- Housing, Occupied Structure with 5-9 Units
- Housing, Occupied Structure with 10-19 Units
- Housing, Year Moved in 1999 or Later
- Population, Females Divorced (Pop 15+)
- Housing, Year Moved in 1995 to 1998

Common Consumer Expenditures (with the sum of this cluster):

- Meals as pay (\$000)
- Lunch at vend machines and mobile vendors (\$000)
- Babysitting and child care in someone else's home (\$000)
- Boys' uniforms (\$000)
- Dinner at vend machines and mobile vendors (\$000)
- Girls' footwear (\$000)
- Boys' nightwear (\$000)
- Repair of TV, radio, and sound equipment (\$000)
- Coin-operated apparel laundry and dry cleaning (\$000)
- Rent (\$000)

33. Middle Age (35-44) Families with Children with Higher Income



Cluster Summary:

<i>Economic Power (Median Income) :</i>	<i>\$109,171</i>	<i>Rank = 3</i>
<i>Total Households:</i>	<i>1,647,604 (1.433 %US)</i>	<i>Rank = 15</i>


Demographically Associated Variables (with the sum of this cluster):

- Households, 4 Person
- Household Income, Median (\$)
- Housing, Median Year Built
- Households, Median Size
- Occupation, Management, Business, and Financial Operations (Pop 16+)
- Household Growth (2007/2000)
- Family Population
- Education, Enrolled Private Preprimary (Pop 3+)
- Household Forecast (2012/2007)
- Education Attainment, College (Pop 25+)

Common Consumer Expenditures (with the sum of this cluster):

- Babysitting and child care in your own home (\$000)
- Day-care centers, nursery, and preschools (\$000)
- Girls' accessories (\$000)
- Fees for recreational lessons (\$000)
- Elementary and high school tuition (\$000)
- School lunches (\$000)
- Girls' active sportswear (\$000)
- Personal services (\$000)
- School books, supplies, equipment for elementary high school (\$000)
- Boys' costumes (\$000)

34. Middle Age (35-44) Single Parent Families with Children with Higher Income



Cluster Summary:

<i>Economic Power (Median Income) :</i>	<i>\$71,885</i>	<i>Rank = 21</i>
<i>Total Households:</i>	<i>511 (0.000 %US)</i>	<i>Rank = 72</i>


Demographically Associated Variables (with the sum of this cluster):

- Guyanese Ancestry
- Households, Median Size
- Other Hispanic Ancestry
- Household, Average Size
- Family, Median Size
- Subsaharan African Ancestry
- Non-Families, Median Size
- West Indian (excluding Hispanic groups) Ancestry
- Employment, Public Transportation to Work (Empl 16+)
- Population, Citizenship - Foreign Born - Not a Citizen

Common Consumer Expenditures (with the sum of this cluster):

- Film processing (\$000)
- Calculators (\$000)
- Other hardware (\$000)
- Alimony expenditures (\$000)
- Rent as pay (\$000)
- Rent (\$000)
- Rented dwellings (\$000)
- Business equipment for home use (\$000)
- Global positioning services (\$000)
- Camping equipment (\$000)

35. Middle Age (35-44) Families No Children with Higher Income



Cluster Summary:

<i>Economic Power (Median Income) :</i>	<i>\$95,530</i>	<i>Rank = 12</i>
<i>Total Households:</i>	<i>1,410,686 (1.227 %US)</i>	<i>Rank = 19</i>


Demographically Associated Variables (with the sum of this cluster):

- Household Income, Median (\$)
- Housing, Median Value Owner Households (\$)
- Housing, Owner Households Valued \$400,000-\$499,999
- Occupation, Management, Business, and Financial Operations (Pop 16+)
- Education Attainment, College (Pop 25+)
- Employment, White Collar (Pop 16+)
- Education Attainment, Graduate Degree (Pop 25+)
- Households, 4 Person
- Occupation, Professional and Related (Pop 16+)
- Employment, Professional, Scientific, Management, Administrative, etc. (Pop 16+)

Common Consumer Expenditures (with the sum of this cluster):

- Film processing (\$000)
- Alimony expenditures (\$000)
- Other hardware (\$000)
- Gifts to non hh members of stocks, bonds, and mutual funds (\$000)
- Winter sports equipment (\$000)
- Athletic gear, game tables, and exercise equipment (\$000)
- Elementary and high school tuition (\$000)
- Catered affairs (\$000)
- Non-motorized recreational vehicle (\$000)
- Ship fares (\$000)

36. Middle Age (35-44) Non-Family with Higher Income



Cluster Summary:

<i>Economic Power (Median Income) :</i>	<i>\$87,813</i>	<i>Rank = 16</i>
<i>Total Households:</i>	<i>510,365 (0.444 %US)</i>	<i>Rank = 30</i>


Demographically Associated Variables (with the sum of this cluster):

- Employment, White Collar (Pop 16+)
- Education Attainment, College (Pop 25+)
- Housing, Median Value Owner Households (\$)
- Occupation, Professional and Related (Pop 16+)
- Education Attainment, Graduate Degree (Pop 25+)
- Employment, Professional, Scientific, Management, Administrative, etc. (Pop 16+)
- Occupation, Management, Business, and Financial Operations (Pop 16+)
- Household Income, Median (\$)
- Housing, Median Rent (\$)
- Housing, Rent \$1,250-\$1,499

Common Consumer Expenditures (with the sum of this cluster):

- Alimony expenditures (\$000)
- Athletic gear, game tables, and exercise equipment (\$000)
- Sports, recreational and exercise equipment (\$000)
- Winter sports equipment (\$000)
- Electric personal care appliances (\$000)
- Color TV - controls (\$000)
- Gifts to non hh members of stocks, bonds, and mutual funds (\$000)
- Child support expenditures (\$000)
- Rental of televisions (\$000)
- Sofas (\$000)

37. Late Middle Age (45-54) Families with Children with Lower Income



Cluster Summary:

<i>Economic Power (Median Income) :</i>	<i>\$27,728</i>	<i>Rank = 68</i>
<i>Total Households:</i>	<i>222,349 (0.193 %US)</i>	<i>Rank = 41</i>


Demographically Associated Variables (with the sum of this cluster):

- Family, Median Size
- Household, Average Size
- Households, Median Size
- Households, 7 or More Person
- Households, 6 Person
- Other Ancestry
- Total Hispanic Ancestry
- Education Attainment, < High School (Pop 25+)
- Mexican Ancestry
- Population, Speaks Spanish (Pop 5+)

Common Consumer Expenditures (with the sum of this cluster):

- Rent as pay (\$000)
- Calculators (\$000)
- Rent (\$000)
- Rented dwellings (\$000)
- Rental of furniture (\$000)
- Coin-operated apparel laundry and dry cleaning (\$000)
- Wall-to-wall carpeting (renter) (\$000)
- Repair of TV, radio, and sound equipment (\$000)
- Coin-operated household laundry and dry cleaning (non-clothing) (\$000)
- Maintenance, insurance and other expenses (\$000)

38. Late Middle Age (45-54) Single Parent Families with Children with Lower Income



Cluster Summary:

<i>Economic Power (Median Income) :</i>	<i>\$22,183</i>	<i>Rank = 79</i>
<i>Total Households:</i>	<i>289,757 (0.252 %US)</i>	<i>Rank = 39</i>


Demographically Associated Variables (with the sum of this cluster):

- Other Ancestry
- Population, Females Never Married (Pop 15+)
- Households with No Vehicles
- Education, Enrolled Public School (Pop 3+)
- Black Households
- Family, Median Size
- Households, 7 or More Person
- Employment, Unemployed Female (Pop 16+)
- Households, 6 Person
- Households, Median Size

Common Consumer Expenditures (with the sum of this cluster):

- Rent as pay (\$000)
- Camping equipment (\$000)
- Girls' footwear (\$000)
- Rented dwellings (\$000)
- Rent (\$000)
- Rental of furniture (\$000)
- Coin-operated apparel laundry and dry cleaning (\$000)
- Coin-operated household laundry and dry cleaning (non-clothing) (\$000)
- Boys' hosiery (\$000)
- Boys' footwear (\$000)

39. Late Middle Age (45-54) Families No Children with Lower Income



Cluster Summary:

<i>Economic Power (Median Income) :</i>	<i>\$30,318</i>	<i>Rank = 62</i>
<i>Total Households:</i>	<i>1,660,972 (1.444 %US)</i>	<i>Rank = 14</i>


Demographically Associated Variables (with the sum of this cluster):

- Education Attainment, < High School (Pop 25+)
- Housing, Owner Households Valued \$20,000-\$39,999
- Housing, Owner Households Valued Less than \$20,000
- Employment, Not in the Labor Force Male (Pop 16+)
- Housing, Occupied Structure Trailer
- Housing, Owner Households Valued \$40,000-\$59,999
- Housing, No Cash Rent
- Employment, Not in the Labor Force Female (Pop 16+)
- Housing, Rent less than \$250
- Housing, Owner Households Valued \$80,000-\$99,999

Common Consumer Expenditures (with the sum of this cluster):

- Ground rent (\$000)
- Rent as pay (\$000)
- Rental of furniture (\$000)
- Medicare payments (\$000)
- Care for elderly. invalids (\$000)
- Hearing Aids (\$000)
- Care in convalescent or nursing home (\$000)
- Calculators (\$000)
- Coin-operated apparel laundry and dry cleaning (\$000)
- Coin-operated household laundry and dry cleaning (non-clothing) (\$000)

40. Late Middle Age (45-54) Non-Family With Lower Income



Cluster Summary:

<i>Economic Power (Median Income) :</i>	<i>\$26,547</i>	<i>Rank = 72</i>
---	-----------------	------------------

<i>Total Households:</i>	<i>2,254,593 (1.961 %US)</i>	<i>Rank = 13</i>
--------------------------	------------------------------	------------------


Demographically Associated Variables (with the sum of this cluster):

- Housing, Rent \$250-\$499
- Households with No Vehicles
- Housing, Rent \$500-\$749
- Housing, Renter Occupied
- Housing, Rent less than \$250
- Education Attainment, < High School (Pop 25+)
- Housing, Vacant Units For Rent
- Black Households
- Households, 1 Person
- Non-Family Population

Common Consumer Expenditures (with the sum of this cluster):

- Rent as pay (\$000)
- Rental of furniture (\$000)
- Rented dwellings (\$000)
- Rent (\$000)
- Coin-operated apparel laundry and dry cleaning (\$000)
- Coin-operated household laundry and dry cleaning (non-clothing) (\$000)
- Wall-to-wall carpeting (renter) (\$000)
- Maintenance, insurance and other expenses (\$000)
- Repair of TV, radio, and sound equipment (\$000)
- Dinner at employer and school cafeterias (\$000)

41. Late Middle Age (45-54) Families with Children with Moderate Income



Cluster Summary:

<i>Economic Power (Median Income) :</i>	<i>\$58,550</i>	<i>Rank = 24</i>
<i>Total Households:</i>	<i>1,386,568 (1.206 %US)</i>	<i>Rank = 20</i>


Demographically Associated Variables (with the sum of this cluster):

- Households, Median Size
- Household, Average Size
- Family, Median Size
- Family Population
- Households, 5 Person
- Households, 6 Person
- Education, Enrolled Public School (Pop 3+)
- Households, 7 or More Person
- Mexican Ancestry
- Total Hispanic Ancestry

Common Consumer Expenditures (with the sum of this cluster):

- Babysitting and child care in your own home (\$000)
- Day-care centers, nursery, and preschools (\$000)
- Elementary and high school tuition (\$000)
- Boys' costumes (\$000)
- Fees for recreational lessons (\$000)
- Film processing (\$000)
- School lunches (\$000)
- Girls' accessories (\$000)
- School books, supplies, equipment for elementary high school (\$000)
- Girls' costumes (\$000)

42. Late Middle Age (45-54) Single Parent Families with Children with Moderate Income



Cluster Summary:

<i>Economic Power (Median Income) :</i>	<i>\$38,881</i>	<i>Rank = 50</i>
<i>Total Households:</i>	<i>149,376 (0.130 %US)</i>	<i>Rank = 43</i>


Demographically Associated Variables (with the sum of this cluster):

- Black Households
- Population, Females Never Married (Pop 15+)
- Other Ancestry
- Family, Median Size
- Households, Median Size
- Household, Average Size
- Households, 7 or More Person
- Education, Enrolled Public School (Pop 3+)
- Subsaharan African Ancestry
- Households, 6 Person

Common Consumer Expenditures (with the sum of this cluster):

- Camping equipment (\$000)
- Girls' footwear (\$000)
- Rent as pay (\$000)
- Boys' hosiery (\$000)
- Boys' footwear (\$000)
- Babysitting and child care in someone else's home (\$000)
- Rent (\$000)
- Rented dwellings (\$000)
- Coin-operated apparel laundry and dry cleaning (\$000)
- Coin-operated household laundry and dry cleaning (non-clothing) (\$000)

43. Late Middle Age (45-54) Families No Children with Moderate Income



Cluster Summary:

<i>Economic Power (Median Income) :</i>	<i>\$53,246</i>	<i>Rank = 33</i>
<i>Total Households:</i>	<i>22,140,613 (19.254 %US)</i>	<i>Rank = 1</i>


Demographically Associated Variables (with the sum of this cluster):

- Households, Median Vehicles
- Population, Males Married (Pop 15+)
- Households with 3 Vehicles
- Population, Females Married (Pop 15+)
- Square Miles
- Housing, Owner Occupied
- Households with 4+ Vehicles
- Population, Rural
- Housing, Owner Households Valued \$175,000-\$199,999
- Housing, Owner Households, With Mortgage Any

Common Consumer Expenditures (with the sum of this cluster):

- Playground equipment (\$000)
- Vet services (\$000)
- School bus (\$000)
- Souvenirs (\$000)
- Supportive and convalescent medical equipment (\$000)
- Toys, games, hobbies, and tricycles (\$000)
- Elementary and high school tuition (\$000)
- Interest paid, home equity loan (\$000)
- Fees for recreational lessons (\$000)
- China and other dinnerware (\$000)

44. Late Middle Age (45-54) Non-Family with Moderate Income



Cluster Summary:

<i>Economic Power (Median Income) :</i>	<i>\$47,625</i>	<i>Rank = 39</i>
<i>Total Households:</i>	<i>7,385,561 (6.423 %US)</i>	<i>Rank = 4</i>


Demographically Associated Variables (with the sum of this cluster):

- Non-Family Population
- Households, 1 Person
- Households with 1 Vehicle
- Housing, Renter Occupied
- Population, Females Divorced (Pop 15+)
- Housing, Occupied Units
- Households (1/1/2007)
- Housing, Year Moved in 1999 or Later
- Housing, Rent \$750-\$999
- Housing, Occupied Structure with 5-9 Units

Common Consumer Expenditures (with the sum of this cluster):

- Meals as pay (\$000)
- Lunch at vend machines and mobile vendors (\$000)
- Pager Service (\$000)
- Maintenance, insurance and other expenses (\$000)
- Dinner at vend machines and mobile vendors (\$000)
- Coin-operated household laundry and dry cleaning (non-clothing) (\$000)
- Coin-operated apparel laundry and dry cleaning (\$000)
- Breakfast at vend machines and mobile vendors (\$000)
- School books, supplies, equipment for college (\$000)
- Cigarettes (\$000)

45. Late Middle Age (45-54) Families with Children with Higher Income



Cluster Summary:

<i>Economic Power (Median Income) :</i>	<i>\$118,638</i>	<i>Rank = 1</i>
<i>Total Households:</i>	<i>1,430,261 (1.244 %US)</i>	<i>Rank = 18</i>


Demographically Associated Variables (with the sum of this cluster):

- Household Income, Median (\$)
- Households, 4 Person
- Family Population
- Households, Median Size
- Occupation, Management, Business, and Financial Operations (Pop 16+)
- Housing, Median Value Owner Households (\$)
- Household, Average Size
- Households, Median Vehicles
- Education Attainment, College (Pop 25+)
- Family, Median Size

Common Consumer Expenditures (with the sum of this cluster):

- Elementary and high school tuition (\$000)
- Fees for recreational lessons (\$000)
- Babysitting and child care in your own home (\$000)
- Film processing (\$000)
- Gifts to non hh members of stocks, bonds, and mutual funds (\$000)
- Sound components and component systems (\$000)
- Alimony expenditures (\$000)
- Girls' active sportswear (\$000)
- Winter sports equipment (\$000)
- Day-care centers, nursery, and preschools (\$000)

46. Late Middle Age (45-54) Single Parent Families with Children with Higher Income



Cluster Summary:

<i>Economic Power (Median Income) :</i>	<i>\$41,233</i>	<i>Rank = 47</i>
<i>Total Households:</i>	<i>1,127 (0.001 %US)</i>	<i>Rank = 67</i>


Demographically Associated Variables (with the sum of this cluster):

- Family, Median Size
- Households, Median Size
- Households, 6 Person
- Household, Average Size
- Black Households
- Households, 5 Person
- Education, Enrolled Public School (Pop 3+)
- West Indian (excluding Hispanic groups) Ancestry
- Population, Females Never Married (Pop 15+)
- Education, Enrolled Public Preprimary (Pop 3+)

Common Consumer Expenditures (with the sum of this cluster):

- Camping equipment (\$000)
- Girls' footwear (\$000)
- Boys' footwear (\$000)
- Boys' hosiery (\$000)
- Babysitting and child care in someone else's home (\$000)
- Rent as pay (\$000)
- Repair of TV, radio, and sound equipment (\$000)
- Rented dwellings (\$000)
- Rent (\$000)
- Boys' shorts, short sets (\$000)

47. Late Middle Age (45-54) Families No Children with Higher Income



Cluster Summary:

<i>Economic Power (Median Income) :</i>	<i>\$100,918</i>	<i>Rank = 11</i>
<i>Total Households:</i>	<i>7,151,059 (6.219 %US)</i>	<i>Rank = 5</i>


Demographically Associated Variables (with the sum of this cluster):

- Household Income, Median (\$)
- Housing, Median Value Owner Households (\$)
- Education Attainment, Graduate Degree (Pop 25+)
- Education Attainment, College (Pop 25+)
- Occupation, Management, Business, and Financial Operations (Pop 16+)
- Employment, White Collar (Pop 16+)
- Housing, Owner Households Valued \$400,000-\$499,999
- Occupation, Professional and Related (Pop 16+)
- Households, Median Vehicles
- Population, Females Married (Pop 15+)

Common Consumer Expenditures (with the sum of this cluster):

- Film processing (\$000)
- Gifts to non hh members of stocks, bonds, and mutual funds (\$000)
- Alimony expenditures (\$000)
- Athletic gear, game tables, and exercise equipment (\$000)
- Support for college students (\$000)
- Winter sports equipment (\$000)
- Non-motorized recreational vehicle (\$000)
- Catered affairs (\$000)
- Ship fares (\$000)
- Elementary and high school tuition (\$000)

48. Late Middle Age (45-54) Non-Family with Higher Income



Cluster Summary:

<i>Economic Power (Median Income) :</i>	<i>\$83,242</i>	<i>Rank = 20</i>
---	-----------------	------------------

<i>Total Households:</i>	<i>1,127,785 (0.981 %US)</i>	<i>Rank = 21</i>
--------------------------	------------------------------	------------------


Demographically Associated Variables (with the sum of this cluster):

- Education Attainment, Graduate Degree (Pop 25+)
- Education Attainment, College (Pop 25+)
- Employment, White Collar (Pop 16+)
- Housing, Median Value Owner Households (\$)
- Occupation, Professional and Related (Pop 16+)
- Occupation, Management, Business, and Financial Operations (Pop 16+)
- Employment, Professional, Scientific, Management, Administrative, etc. (Pop 16+)
- Household Income, Median (\$)
- Housing, Median Rent (\$)
- Russian Ancestry

Common Consumer Expenditures (with the sum of this cluster):

- Alimony expenditures (\$000)
- Athletic gear, game tables, and exercise equipment (\$000)
- Electric personal care appliances (\$000)
- Sports, recreational and exercise equipment (\$000)
- Gifts to non hh members of stocks, bonds, and mutual funds (\$000)
- Color TV - controls (\$000)
- Outdoor equipment (\$000)
- Sofas (\$000)
- Women's dresses (\$000)
- Cash contribution to political organizations (\$000)

49. Nearly Senior (55-64) Families with Children with Lower Income



Cluster Summary:

<i>Economic Power (Median Income) :</i>	<i>\$26,626</i>	<i>Rank = 71</i>
<i>Total Households:</i>	<i>9,240 (0.008 %US)</i>	<i>Rank = 58</i>


Demographically Associated Variables (with the sum of this cluster):

- Household, Average Size
- Family, Median Size
- Households, Median Size
- Other Ancestry
- Households, 7 or More Person
- Other Households
- Households, 6 Person
- Education, Enrolled Public School (Pop 3+)
- Education Attainment, < High School (Pop 25+)
- Households, 5 Person

Common Consumer Expenditures (with the sum of this cluster):

- Ground rent (\$000)
- Rent as pay (\$000)
- Calculators (\$000)
- Rental of furniture (\$000)
- Rent (\$000)
- Rented dwellings (\$000)
- Care for elderly. invalids (\$000)
- Medicare payments (\$000)
- Care in convalescent or nursing home (\$000)
- Pet food (\$000)

50. Nearly Senior (55-64) Single Parent Families with Children with Lower Income



Cluster Summary:

<i>Economic Power (Median Income) :</i>	<i>\$23,359</i>	<i>Rank = 75</i>
<i>Total Households:</i>	<i>32,571 (0.028 %US)</i>	<i>Rank = 52</i>


Demographically Associated Variables (with the sum of this cluster):

- Black Households
- Education, Enrolled Public School (Pop 3+)
- Population, Females Never Married (Pop 15+)
- Households with No Vehicles
- Other Ancestry
- Households, 7 or More Person
- Households, 6 Person
- Family, Median Size
- Population, Female
- Household, Average Size

Common Consumer Expenditures (with the sum of this cluster):

- Rent as pay (\$000)
- Camping equipment (\$000)
- Rented dwellings (\$000)
- Rent (\$000)
- Girls' footwear (\$000)
- Rental of furniture (\$000)
- Coin-operated apparel laundry and dry cleaning (\$000)
- Coin-operated household laundry and dry cleaning (non-clothing) (\$000)
- Boys' hosiery (\$000)
- Boys' footwear (\$000)

51. Nearly Senior (55-64) Families No Children with Lower Income



Cluster Summary:

<i>Economic Power (Median Income) :</i>	<i>\$29,973</i>	<i>Rank = 63</i>
<i>Total Households:</i>	<i>549,342 (0.478 %US)</i>	<i>Rank = 29</i>


Demographically Associated Variables (with the sum of this cluster):

- Education Attainment, < High School (Pop 25+)
- Housing, Owner Households Valued \$20,000-\$39,999
- Employment, Not in the Labor Force Male (Pop 16+)
- Housing, Owner Households Valued Less than \$20,000
- Housing, Occupied Structure Trailer
- Housing, Owner Households Valued \$40,000-\$59,999
- Housing, Owner Households, With No Mortgage
- Unclassified Ancestry
- Employment, Not in the Labor Force Female (Pop 16+)
- Square Miles

Common Consumer Expenditures (with the sum of this cluster):

- Ground rent (\$000)
- Medicare payments (\$000)
- Care for elderly. invalids (\$000)
- Hearing Aids (\$000)
- Pet food (\$000)
- Adult day-care centers (\$000)
- Commercial Medicare supplements and other health insurance (\$000)
- Funeral expense (\$000)
- Care in convalescent or nursing home (\$000)
- Rental of supportive, convalescent medical equipment (\$000)

52. Nearly Senior (55-64) Non-Family With Lower Income



Cluster Summary:

<i>Economic Power (Median Income) :</i>	<i>\$24,390</i>	<i>Rank = 73</i>
<i>Total Households:</i>	<i>354,746 (0.308 %US)</i>	<i>Rank = 35</i>


Demographically Associated Variables (with the sum of this cluster):

- Housing, Rent \$250-\$499
- Housing, Rent less than \$250
- Households with No Vehicles
- Education Attainment, < High School (Pop 25+)
- Employment, Not in the Labor Force Male (Pop 16+)
- Households, 1 Person
- Housing, Rent \$500-\$749
- Employment, Not in the Labor Force Female (Pop 16+)
- Housing, Renter Occupied
- Population, Females Widowed (Pop 15+)

Common Consumer Expenditures (with the sum of this cluster):

- Rent as pay (\$000)
- Rental of furniture (\$000)
- Coin-operated household laundry and dry cleaning (non-clothing) (\$000)
- Coin-operated apparel laundry and dry cleaning (\$000)
- Rented dwellings (\$000)
- Rent (\$000)
- Wall-to-wall carpeting (renter) (\$000)
- Maintenance, insurance and other expenses (\$000)
- Repair of TV, radio, and sound equipment (\$000)
- Care in convalescent or nursing home (\$000)

53. Nearly Senior (55-64) Families with Children with Moderate Income



Cluster Summary:

<i>Economic Power (Median Income) :</i>	<i>\$55,184</i>	<i>Rank = 31</i>
<i>Total Households:</i>	<i>9,985 (0.009 %US)</i>	<i>Rank = 57</i>


Demographically Associated Variables (with the sum of this cluster):

- Family, Median Size
- Household, Average Size
- Households, Median Size
- Households, 7 or More Person
- Households, 6 Person
- Family Population
- Total Hispanic Ancestry
- Other Hispanic Ancestry
- Population, Speaks Spanish (Pop 5+)
- Hispanic Households

Common Consumer Expenditures (with the sum of this cluster):

- Film processing (\$000)
- Calculators (\$000)
- Elementary and high school tuition (\$000)
- Gifts to non hh members of stocks, bonds, and mutual funds (\$000)
- Other hardware (\$000)
- Fees for recreational lessons (\$000)
- Babysitting and child care in your own home (\$000)
- Alimony expenditures (\$000)
- Non-motorized recreational vehicle (\$000)
- Winter sports equipment (\$000)

54. Nearly Senior (55-64) Single Parent Families with Children with Moderate Income



Cluster Summary:

<i>Economic Power (Median Income) :</i>	<i>\$38,372</i>	<i>Rank = 52</i>
<i>Total Households:</i>	<i>7,450 (0.006 %US)</i>	<i>Rank = 59</i>


Demographically Associated Variables (with the sum of this cluster):

- Black Households
- Other Ancestry
- Population, Females Never Married (Pop 15+)
- Household, Average Size
- Households, 7 or More Person
- Households, Median Size
- Family, Median Size
- Households, 6 Person
- Subsaharan African Ancestry
- Education, Enrolled Public School (Pop 3+)

Common Consumer Expenditures (with the sum of this cluster):

- Camping equipment (\$000)
- Rent as pay (\$000)
- Girls' footwear (\$000)
- Rented dwellings (\$000)
- Rent (\$000)
- Boys' hosiery (\$000)
- Repair of TV, radio, and sound equipment (\$000)
- Rental of furniture (\$000)
- Coin-operated apparel laundry and dry cleaning (\$000)
- Boys' footwear (\$000)

55. Nearly Senior (55-64) Families No Children with Moderate Income



Cluster Summary:

<i>Economic Power (Median Income) :</i>	<i>\$53,071</i>	<i>Rank = 34</i>
<i>Total Households:</i>	<i>1,576,363 (1.371 %US)</i>	<i>Rank = 16</i>


Demographically Associated Variables (with the sum of this cluster):

- Population Aged 25 Years and Older
- Housing, Owner Occupied
- Population, Males Married (Pop 15+)
- Population, Females Married (Pop 15+)
- Population Aged 3 Years and Older
- Housing, Owner Households, With No Mortgage
- Employment Potential (Pop 16+)
- Population Aged 16 Years and Older
- Households, 2 Person
- Employment, Not in the Labor Force Male (Pop 16+)

Common Consumer Expenditures (with the sum of this cluster):

- Supportive and convalescent medical equipment (\$000)
- Sound equipment accessories (\$000)
- Pet food (\$000)
- School bus (\$000)
- Safe deposit box rental (\$000)
- Ground rent (\$000)
- Hearing Aids (\$000)
- Market Value of securities (\$000)
- Care for elderly. invalids (\$000)
- Radios (\$000)

56. Nearly Senior (55-64) Non-Family with Moderate Income



Cluster Summary:

<i>Economic Power (Median Income) :</i>	<i>\$48,423</i>	<i>Rank = 37</i>
<i>Total Households:</i>	<i>228,232 (0.198 %US)</i>	<i>Rank = 40</i>


Demographically Associated Variables (with the sum of this cluster):

- Households, 1 Person
- Non-Family Population
- Employment Potential (Pop 16+)
- Population Aged 16 Years and Older
- Households with 1 Vehicle
- Households (1/1/2007)
- Housing, Occupied Units
- Housing, Units
- Population, Females Divorced (Pop 15+)
- Population Aged 3 Years and Older

Common Consumer Expenditures (with the sum of this cluster):

- Window air conditioners (\$000)
- Adult day-care centers (\$000)
- Color TV - portable, table model (\$000)
- Slipcovers, decorative pillows (\$000)
- Cigarettes (\$000)
- Tobacco products, supplies (\$000)
- Pari-mutuel losses (\$000)
- Rental of supportive, convalescent medical equipment (\$000)
- Pager Service (\$000)
- Hospital room and services (\$000)

57. Nearly Senior (55-64) Families with Children with Higher Income



Cluster Summary:

<i>Economic Power (Median Income) :</i>	<i>\$110,855</i>	<i>Rank = 2</i>
<i>Total Households:</i>	<i>3,961 (0.003 %US)</i>	<i>Rank = 62</i>


Demographically Associated Variables (with the sum of this cluster):

- Household Income, Median (\$)
- Household, Average Size
- Households, Median Size
- Family, Median Size
- Housing, Median Value Owner Households (\$)
- Family Population
- Russian Ancestry
- Occupation, Management, Business, and Financial Operations (Pop 16+)
- Employment, White Collar (Pop 16+)
- Education Attainment, Graduate Degree (Pop 25+)

Common Consumer Expenditures (with the sum of this cluster):

- Gifts to non hh members of stocks, bonds, and mutual funds (\$000)
- Alimony expenditures (\$000)
- Athletic gear, game tables, and exercise equipment (\$000)
- Film processing (\$000)
- Non-motorized recreational vehicle (\$000)
- Cash contribution to educational institutions (\$000)
- Cash contribution to political organizations (\$000)
- Winter sports equipment (\$000)
- Support for college students (\$000)
- Other hardware (\$000)

58. Nearly Senior (55-64) Single Parent Families with Children with Higher Income



Cluster Summary:

<i>Economic Power (Median Income) :</i>	<i>\$42,500</i>	<i>Rank = 43</i>
<i>Total Households:</i>	<i>6 (0.000 %US)</i>	<i>Rank = 80</i>


Demographically Associated Variables (with the sum of this cluster):

- Housing, Vacant Units For Sale
- Housing, Built 1940 to 1949
- Education, Enrolled Private Preprimary (Pop 3+)
- Households, 5 Person
- Housing, Year Moved in 1995 to 1998
- Households, 7 or More Person
- Occupation, Production, Transportation, and Material Moving (Pop 16+)
- Subsaharan African Ancestry
- Households with 4+ Vehicles
- European Ancestry

Common Consumer Expenditures (with the sum of this cluster):

- Slipcovers, decorative pillows (\$000)
- Boys' shorts, short sets (\$000)
- Lamb, organ meats and others (\$000)
- Girls' accessories (\$000)
- Other sports equipment (\$000)
- Camping equipment (\$000)
- Infant accessories (\$000)
- Material for making clothes (\$000)
- Infants' furniture (\$000)
- Kitchen and dining room linens (\$000)

59. Nearly Senior (55-64) Families No Children with Higher Income



Cluster Summary:

<i>Economic Power (Median Income) :</i>	<i>\$101,087</i>	<i>Rank = 10</i>
<i>Total Households:</i>	<i>463,495 (0.403 %US)</i>	<i>Rank = 32</i>


Demographically Associated Variables (with the sum of this cluster):

- Household Income, Median (\$)
- Housing, Median Value Owner Households (\$)
- Education Attainment, Graduate Degree (Pop 25+)
- Education Attainment, College (Pop 25+)
- Population, Females Married (Pop 15+)
- Population, Males Married (Pop 15+)
- Occupation, Management, Business, and Financial Operations (Pop 16+)
- Housing, Owner Households Valued \$400,000-\$499,999
- Population Aged 25 Years and Older
- Employment, White Collar (Pop 16+)

Common Consumer Expenditures (with the sum of this cluster):

- Gifts to non hh members of stocks, bonds, and mutual funds (\$000)
- Alimony expenditures (\$000)
- Market Value of securities (\$000)
- Ship fares (\$000)
- Non-motorized recreational vehicle (\$000)
- Athletic gear, game tables, and exercise equipment (\$000)
- Film processing (\$000)
- Support for college students (\$000)
- Reupholstering, furniture repair (\$000)
- Cash contribution to educational institutions (\$000)

60. Nearly Senior (55-64) Non-Family with Higher Income



Cluster Summary:

<i>Economic Power (Median Income) :</i>	<i>\$93,635</i>	<i>Rank = 13</i>
<i>Total Households:</i>	<i>78,243 (0.068 %US)</i>	<i>Rank = 45</i>


Demographically Associated Variables (with the sum of this cluster):

- Housing, Median Value Owner Households (\$)
- Education Attainment, Graduate Degree (Pop 25+)
- Employment Potential (Pop 16+)
- Population Aged 16 Years and Older
- Household Income, Median (\$)
- Housing, Owner Households Valued \$750,000-\$999,999
- Education Attainment, College (Pop 25+)
- Russian Ancestry
- Employment, White Collar (Pop 16+)
- Housing, Median Rent (\$)

Common Consumer Expenditures (with the sum of this cluster):

- Alimony expenditures (\$000)
- Gifts to non hh members of stocks, bonds, and mutual funds (\$000)
- Athletic gear, game tables, and exercise equipment (\$000)
- Non-motorized recreational vehicle (\$000)
- Cash contribution to political organizations (\$000)
- Cash contribution to educational institutions (\$000)
- Electric personal care appliances (\$000)
- Support for college students (\$000)
- Sports, recreational and exercise equipment (\$000)
- Color TV - controls (\$000)

61. Senior (65-74) Families with Children with Lower Income



Cluster Summary:

<i>Economic Power (Median Income) :</i>	<i>\$28,054</i>	<i>Rank = 67</i>
<i>Total Households:</i>	<i>1,932 (0.002 %US)</i>	<i>Rank = 65</i>


Demographically Associated Variables (with the sum of this cluster):

- Household, Average Size
- Population, Speaks Spanish (Pop 5+)
- Employment, Unemployed Males (Pop 16+)
- Family, Median Size
- Mexican Ancestry
- Households, Median Size
- Total Hispanic Ancestry
- Hispanic Households
- Households, 5 Person
- Other Ancestry

Common Consumer Expenditures (with the sum of this cluster):

- Ground rent (\$000)
- Calculators (\$000)
- Rent as pay (\$000)
- Medicare payments (\$000)
- Care for elderly. invalids (\$000)
- Sound equipment accessories (\$000)
- Care in convalescent or nursing home (\$000)
- Hearing Aids (\$000)
- Rental of furniture (\$000)
- Wall-to-wall carpeting (renter) (\$000)

62. Senior (65-74) Single Parent Families with Children with Lower Income



Cluster Summary:

<i>Economic Power (Median Income) :</i>	<i>\$23,220</i>	<i>Rank = 77</i>
<i>Total Households:</i>	<i>3,169 (0.003 %US)</i>	<i>Rank = 63</i>


Demographically Associated Variables (with the sum of this cluster):

- Other Ancestry
- Family, Median Size
- Population, Females Never Married (Pop 15+)
- Households, Median Size
- Employment, Unemployed Female (Pop 16+)
- Education, Enrolled Public School (Pop 3+)
- Households, 7 or More Person
- Population, Female
- Households, 6 Person
- Education Attainment, < High School (Pop 25+)

Common Consumer Expenditures (with the sum of this cluster):

- Rent as pay (\$000)
- Rented dwellings (\$000)
- Rent (\$000)
- Camping equipment (\$000)
- Rental of furniture (\$000)
- Coin-operated apparel laundry and dry cleaning (\$000)
- Coin-operated household laundry and dry cleaning (non-clothing) (\$000)
- Girls' footwear (\$000)
- Repair of TV, radio, and sound equipment (\$000)
- Wall-to-wall carpeting (renter) (\$000)

63. Senior (65-74) Families No Children with Lower Income



Cluster Summary:

<i>Economic Power (Median Income) :</i>	<i>\$33,689</i>	<i>Rank = 57</i>
<i>Total Households:</i>	<i>614,655 (0.535 %US)</i>	<i>Rank = 27</i>


Demographically Associated Variables (with the sum of this cluster):

- Employment, Not in the Labor Force Male (Pop 16+)
- Employment, Not in the Labor Force Female (Pop 16+)
- Housing, Owner Households, With No Mortgage
- Housing, Owner Households Valued \$20,000-\$39,999
- Education Attainment, < High School (Pop 25+)
- Housing, Occupied Structure Trailer
- Housing, Owner Households Valued Less than \$20,000
- Housing, Vacant Units
- Housing, Owner Households Valued \$40,000-\$59,999
- Housing, Owner Households Valued \$80,000-\$99,999

Common Consumer Expenditures (with the sum of this cluster):

- Medicare payments (\$000)
- Care for elderly. invalids (\$000)
- Ground rent (\$000)
- Sound equipment accessories (\$000)
- Hearing Aids (\$000)
- Commercial Medicare supplements and other health insurance (\$000)
- Funeral expense (\$000)
- Care in convalescent or nursing home (\$000)
- Pet food (\$000)
- Prescription drugs (\$000)

64. Senior (65-74) Non-Family With Lower Income



Cluster Summary:

<i>Economic Power (Median Income) :</i>	<i>\$27,207</i>	<i>Rank = 70</i>
<i>Total Households:</i>	<i>331,064 (0.288 %US)</i>	<i>Rank = 37</i>


Demographically Associated Variables (with the sum of this cluster):

- Population, Females Widowed (Pop 15+)
- Employment, Not in the Labor Force Female (Pop 16+)
- Households with No Vehicles
- Households, 1 Person
- Housing, Rent \$250-\$499
- Housing, Rent less than \$250
- Education Attainment, < High School (Pop 25+)
- Employment, Not in the Labor Force Male (Pop 16+)
- Non-Family Population
- Housing, Rent \$500-\$749

Common Consumer Expenditures (with the sum of this cluster):

- Rent as pay (\$000)
- Care in convalescent or nursing home (\$000)
- Medicare payments (\$000)
- Rental of furniture (\$000)
- Care for elderly. invalids (\$000)
- Wall-to-wall carpeting (renter) (\$000)
- Coin-operated household laundry and dry cleaning (non-clothing) (\$000)
- Coin-operated apparel laundry and dry cleaning (\$000)
- Rented dwellings (\$000)
- Rent (\$000)

65. Senior (65-74) Families with Children with Moderate Income



Cluster Summary:

<i>Economic Power (Median Income) :</i>	<i>\$54,545</i>	<i>Rank = 32</i>
<i>Total Households:</i>	<i>234 (0.000 %US)</i>	<i>Rank = 76</i>


Demographically Associated Variables (with the sum of this cluster):

- Households, 7 or More Person
- Household, Average Size
- Households, Median Size
- Family, Median Size
- Other Ancestry
- Mexican Ancestry
- Households, 6 Person
- Housing, Owner Households Valued \$200,000-\$249,999
- Employment, Other Services (Pop 16+)
- Total Hispanic Ancestry

Common Consumer Expenditures (with the sum of this cluster):

- Boys' costumes (\$000)
- Calculators (\$000)
- Film processing (\$000)
- Global positioning services (\$000)
- Rent as pay (\$000)
- Elementary and high school tuition (\$000)
- Magazines, non-subscriptions (\$000)
- Toys, games, hobbies, and tricycles (\$000)
- Fees for recreational lessons (\$000)
- Interest paid, home equity loan (\$000)

66. Senior (65-74) Single Parent Families with Children with Moderate Income



Cluster Summary:

<i>Economic Power (Median Income) :</i>	<i>\$36,958</i>	<i>Rank = 54</i>
<i>Total Households:</i>	<i>699 (0.001 %US)</i>	<i>Rank = 70</i>


Demographically Associated Variables (with the sum of this cluster):

- Subsaharan African Ancestry
- Household, Average Size
- Employment, Unemployed Males (Pop 16+)
- Households, Median Size
- Employment, Public Transportation to Work (Empl 16+)
- Employment, Not in the Labor Force Male (Pop 16+)
- Population, Males Never Married (Pop 15+)
- Other Ancestry
- Family, Median Size
- Cuban Ancestry

Common Consumer Expenditures (with the sum of this cluster):

- Dating Services (\$000)
- Rent as pay (\$000)
- Camping equipment (\$000)
- Rent (\$000)
- Rented dwellings (\$000)
- Rental of furniture (\$000)
- Coin-operated apparel laundry and dry cleaning (\$000)
- Calculators (\$000)
- Coin-operated household laundry and dry cleaning (non-clothing) (\$000)
- Maintenance, insurance and other expenses (\$000)

67. Senior (65-74) Families No Children with Moderate Income



Cluster Summary:

<i>Economic Power (Median Income) :</i>	<i>\$57,146</i>	<i>Rank = 27</i>
<i>Total Households:</i>	<i>751,661 (0.654 %US)</i>	<i>Rank = 25</i>


Demographically Associated Variables (with the sum of this cluster):

- Population Aged 25 Years and Older
- Households, 2 Person
- Housing, Owner Occupied
- Population, Females Married (Pop 15+)
- Employment, Not in the Labor Force Male (Pop 16+)
- Population, Males Married (Pop 15+)
- Employment, Not in the Labor Force Female (Pop 16+)
- Population Aged 16 Years and Older
- Employment Potential (Pop 16+)
- Population Aged 3 Years and Older

Common Consumer Expenditures (with the sum of this cluster):

- Sound equipment accessories (\$000)
- Medicare payments (\$000)
- Care for elderly. invalids (\$000)
- Pet food (\$000)
- Hearing Aids (\$000)
- Commercial Medicare supplements and other health insurance (\$000)
- Funeral expense (\$000)
- Supportive and convalescent medical equipment (\$000)
- Safe deposit box rental (\$000)
- Prescription drugs (\$000)

68. Senior (65-74) Non-Family with Moderate Income



Cluster Summary:

<i>Economic Power (Median Income) :</i>	<i>\$50,604</i>	<i>Rank = 36</i>
<i>Total Households:</i>	<i>39,363 (0.034 %US)</i>	<i>Rank = 50</i>


Demographically Associated Variables (with the sum of this cluster):

- Households, 1 Person
- Households with 1 Vehicle
- Population Aged 25 Years and Older
- Households (1/1/2007)
- Housing, Occupied Units
- Non-Family Population
- Population Aged 16 Years and Older
- Employment Potential (Pop 16+)
- Housing, Units
- Education, Not Enrolled in School (Pop 3+)

Common Consumer Expenditures (with the sum of this cluster):

- Sound equipment accessories (\$000)
- Medicare payments (\$000)
- Care for elderly. invalids (\$000)
- Commercial Medicare supplements and other health insurance (\$000)
- Funeral expense (\$000)
- Hearing Aids (\$000)
- Delivery Services (\$000)
- Prescription drugs (\$000)
- Drugs (\$000)
- Pari-mutuel losses (\$000)

69. Senior (65-74) Families with Children with Higher Income



Cluster Summary:

<i>Economic Power (Median Income) :</i>	<i>\$86,950</i>	<i>Rank = 17</i>
<i>Total Households:</i>	<i>419 (0.000 %US)</i>	<i>Rank = 74</i>


Demographically Associated Variables (with the sum of this cluster):

- Czechoslovakian Ancestry
- Housing, Year Moved in 1980 to 1989
- Household Income, Median (\$)
- Households, Median Size
- Family, Median Size
- Household, Average Size
- Population, Citizenship - Foreign Born - Naturalized
- Canadian Ancestry
- Households, Median Vehicles
- Mexican Ancestry

Common Consumer Expenditures (with the sum of this cluster):

- Film processing (\$000)
- Other hardware (\$000)
- Alimony expenditures (\$000)
- Elementary and high school tuition (\$000)
- Athletic gear, game tables, and exercise equipment (\$000)
- Reupholstering, furniture repair (\$000)
- Fees for recreational lessons (\$000)
- Smoke alarms (\$000)
- Gifts to non hh members of stocks, bonds, and mutual funds (\$000)
- Babysitting and child care in your own home (\$000)

70. Senior (65-74) Families No Children with Higher Income




Cluster Summary:

<i>Economic Power (Median Income) :</i>	<i>\$0</i>	<i>Rank = 81</i>
<i>Total Households:</i>	<i>0 (0.000 %US)</i>	<i>Rank = 81</i>

Demographically Associated Variables (with the sum of this cluster):

Common Consumer Expenditures (with the sum of this cluster):

71. Senior (65-74) Families No Children with Higher Income



Cluster Summary:

<i>Economic Power (Median Income) :</i>	<i>\$102,981</i>	<i>Rank = 8</i>
<i>Total Households:</i>	<i>74,250 (0.065 %US)</i>	<i>Rank = 46</i>


Demographically Associated Variables (with the sum of this cluster):

- Household Income, Median (\$)
- Housing, Median Value Owner Households (\$)
- Population Aged 25 Years and Older
- Education Attainment, College (Pop 25+)
- Population, Females Married (Pop 15+)
- Population, Males Married (Pop 15+)
- Households, 2 Person
- Education Attainment, Graduate Degree (Pop 25+)
- Households with 2 Vehicles
- Housing, Owner Occupied

Common Consumer Expenditures (with the sum of this cluster):

- Reupholstering, furniture repair (\$000)
- Ship fares (\$000)
- Owned vacation home (\$000)
- Other hardware (\$000)
- Sound equipment accessories (\$000)
- School bus (\$000)
- Film processing (\$000)
- Participant sports, out-of-town trips (\$000)
- Housekeeping services (\$000)
- Other lodging (\$000)

72. Senior (65-74) Non-Family with Higher Income



Cluster Summary:

<i>Economic Power (Median Income) :</i>	<i>\$93,255</i>	<i>Rank = 14</i>
<i>Total Households:</i>	<i>3,973 (0.003 %US)</i>	<i>Rank = 61</i>


Demographically Associated Variables (with the sum of this cluster):

- Housing, Median Value Owner Households (\$)
- Education, Enrolled Private College (Pop 3+)
- Russian Ancestry
- Employment Potential (Pop 16+)
- Population Aged 16 Years and Older
- Housing, Owner Households Valued More than \$1,000,000
- Housing, Occupied Structure with 20-49 Units
- Population Aged 3 Years and Older
- Household Income, Median (\$)
- Latvian Ancestry

Common Consumer Expenditures (with the sum of this cluster):

- Alimony expenditures (\$000)
- Athletic gear, game tables, and exercise equipment (\$000)
- Sound equipment accessories (\$000)
- Non-motorized recreational vehicle (\$000)
- Admission to sporting events (\$000)
- Men's sport coats, tailored jackets (\$000)
- Ship fares (\$000)
- Men's suits (\$000)
- Nonalcoholic beer (\$000)
- Reupholstering, furniture repair (\$000)

73. Oldest (75P) Families with Children with Lower Income



Cluster Summary:

<i>Economic Power (Median Income) :</i>	<i>\$45,085</i>	<i>Rank = 40</i>
<i>Total Households:</i>	<i>10,884 (0.009 %US)</i>	<i>Rank = 56</i>


Demographically Associated Variables (with the sum of this cluster):

- Family, Median Size
- Households, 6 Person
- Household, Average Size
- Households, 7 or More Person
- Households, Median Size
- Population, Citizenship - Foreign Born - Naturalized
- Population Density
- Population, Citizenship - Foreign Born - Not a Citizen
- Households, 5 Person
- Total Hispanic Ancestry

Common Consumer Expenditures (with the sum of this cluster):

- Care in convalescent or nursing home (\$000)
- Rent (\$000)
- Rented dwellings (\$000)
- Rent as pay (\$000)
- Calculators (\$000)
- Rental of furniture (\$000)
- Wall-to-wall carpeting (renter) (\$000)
- Coin-operated apparel laundry and dry cleaning (\$000)
- Maintenance, insurance and other expenses (\$000)
- Film processing (\$000)

74. Oldest (75P) Single Parent Families with Children with Lower Income



Cluster Summary:

<i>Economic Power (Median Income) :</i>	<i>\$22,185</i>	<i>Rank = 78</i>
<i>Total Households:</i>	<i>2,729 (0.002 %US)</i>	<i>Rank = 64</i>


Demographically Associated Variables (with the sum of this cluster):

- Black Households
- Education, Enrolled Public School (Pop 3+)
- Housing, Rent less than \$250
- Population, Females Never Married (Pop 15+)
- Housing, Rent \$250-\$499
- Population, Female
- Households with No Vehicles
- Education, Enrolled Public Preprimary (Pop 3+)
- Other Ancestry
- Households, 6 Person

Common Consumer Expenditures (with the sum of this cluster):

- Camping equipment (\$000)
- Rent as pay (\$000)
- Girls' footwear (\$000)
- Rental of furniture (\$000)
- Boys' footwear (\$000)
- Rented dwellings (\$000)
- Rent (\$000)
- Coin-operated household laundry and dry cleaning (non-clothing) (\$000)
- Coin-operated apparel laundry and dry cleaning (\$000)
- Boys' hosiery (\$000)

75. Oldest (75P) Families No Children with Lower Income



Cluster Summary:

Economic Power (Median Income) : \$39,456 *Rank = 49*

Total Households: 2,540,312 (2.209 %US) *Rank = 11*


Demographically Associated Variables (with the sum of this cluster):

- Population, Females Widowed (Pop 15+)
- Employment, Not in the Labor Force Female (Pop 16+)
- Housing, Owner Households, With No Mortgage
- Employment, Not in the Labor Force Male (Pop 16+)
- Population Aged 25 Years and Older
- Education, Not Enrolled in School (Pop 3+)
- Education Attainment, High School (Pop 25+)
- Households, 2 Person
- Population, Males Widowed (Pop 15+)
- Employment Potential (Pop 16+)

Common Consumer Expenditures (with the sum of this cluster):

- Care in convalescent or nursing home (\$000)
- Care for elderly. invalids (\$000)
- Hearing Aids (\$000)
- Medicare payments (\$000)
- Commercial Medicare supplements and other health insurance (\$000)
- Funeral expense (\$000)
- Ground rent (\$000)
- Rental of supportive, convalescent medical equipment (\$000)
- Prescription drugs (\$000)
- Drugs (\$000)

76. Oldest (75P) Non-Family With Lower Income



Cluster Summary:

<i>Economic Power (Median Income) :</i>	<i>\$33,984</i>	<i>Rank = 56</i>
<i>Total Households:</i>	<i>5,778,083 (5.025 %US)</i>	<i>Rank = 7</i>


Demographically Associated Variables (with the sum of this cluster):

- Population, Females Widowed (Pop 15+)
- Households, 1 Person
- Employment, Not in the Labor Force Female (Pop 16+)
- Non-Family Population
- Population, Female
- Households with No Vehicles
- Housing, Occupied Units
- Households (1/1/2007)
- Households with 1 Vehicle
- Housing, Units

Common Consumer Expenditures (with the sum of this cluster):

- Care in convalescent or nursing home (\$000)
- Medicare payments (\$000)
- Care for elderly. invalids (\$000)
- Hearing Aids (\$000)
- Commercial Medicare supplements and other health insurance (\$000)
- Rental of supportive, convalescent medical equipment (\$000)
- Funeral expense (\$000)
- Vehicle audio equipment, no labor (\$000)
- Rent as pay (\$000)
- Rental of furniture (\$000)

77. Oldest (75P) Families with Children with Moderate Income



Cluster Summary:

<i>Economic Power (Median Income) :</i>	<i>\$42,220</i>	<i>Rank = 44</i>
<i>Total Households:</i>	<i>791 (0.001 %US)</i>	<i>Rank = 68</i>


Demographically Associated Variables (with the sum of this cluster):

- European Ancestry
- Household, Average Size
- Households, 6 Person
- Households, 7 or More Person
- Family, Median Size
- Employment, Other Transportation to Work (Empl 16+)
- Households, Median Size
- Population, Total Group Quarters
- Housing, Occupied Structure with 20-49 Units
- Housing, Median Value Owner Households (\$)

Common Consumer Expenditures (with the sum of this cluster):

- Care in convalescent or nursing home (\$000)
- Gifts to non hh members of stocks, bonds, and mutual funds (\$000)
- Rent (\$000)
- Rented dwellings (\$000)
- Wall-to-wall carpeting (renter) (\$000)
- Calculators (\$000)
- Rent as pay (\$000)
- Non-motorized recreational vehicle (\$000)
- Athletic gear, game tables, and exercise equipment (\$000)
- Coin-operated apparel laundry and dry cleaning (\$000)

78. Oldest (75P) Single Parent Families with Children with Moderate Income



Cluster Summary:

<i>Economic Power (Median Income) :</i>	<i>\$41,667</i>	<i>Rank = 45</i>
<i>Total Households:</i>	<i>40 (0.000 %US)</i>	<i>Rank = 78</i>


Demographically Associated Variables (with the sum of this cluster):

- Employment, Unpaid Family Workers (Pop 16+)
- Housing, Year Moved in 1980 to 1989
- Population, Institutional Group Quarters
- Occupation, Farming, Fishing, and Forestry (Pop 16+)
- Dutch Ancestry
- Population, Total Group Quarters
- Non-Families, Median Size
- Swedish Ancestry
- Vietnamese Ancestry
- Housing, Built 1980 to 1989

Common Consumer Expenditures (with the sum of this cluster):

- Boys' costumes (\$000)
- Care in convalescent or nursing home (\$000)
- Rent as pay (\$000)
- Calculators (\$000)
- Men's nightwear (\$000)
- Hearing Aids (\$000)
- Other serving pieces (\$000)
- Rent (\$000)
- Rented dwellings (\$000)
- Boys' suits, sport coats, vests (\$000)

79. Oldest (75P) Families No Children with Moderate Income



Cluster Summary:

<i>Economic Power (Median Income) :</i>	<i>\$60,631</i>	<i>Rank = 23</i>
<i>Total Households:</i>	<i>414,940 (0.361 %US)</i>	<i>Rank = 33</i>


Demographically Associated Variables (with the sum of this cluster):

- Population Aged 25 Years and Older
- Employment, Not in the Labor Force Female (Pop 16+)
- Population Aged 16 Years and Older
- Employment Potential (Pop 16+)
- Households, 2 Person
- Population Aged 3 Years and Older
- Population, Females Married (Pop 15+)
- Education, Not Enrolled in School (Pop 3+)
- Housing, Owner Households, With No Mortgage
- Housing, Owner Occupied

Common Consumer Expenditures (with the sum of this cluster):

- Care in convalescent or nursing home (\$000)
- Hearing Aids (\$000)
- Care for elderly. invalids (\$000)
- Medicare payments (\$000)
- Commercial Medicare supplements and other health insurance (\$000)
- Funeral expense (\$000)
- Cemetery lots, vaults, maintenance (\$000)
- Sound equipment accessories (\$000)
- Safe deposit box rental (\$000)
- Prescription drugs (\$000)

80. Oldest (75P) Non-Family with Moderate Income



Cluster Summary:

<i>Economic Power (Median Income) :</i>	<i>\$55,330</i>	<i>Rank = 30</i>
<i>Total Households:</i>	<i>379,088 (0.330 %US)</i>	<i>Rank = 34</i>


Demographically Associated Variables (with the sum of this cluster):

- Population, Females Widowed (Pop 15+)
- Households, 1 Person
- Employment, Not in the Labor Force Female (Pop 16+)
- Employment Potential (Pop 16+)
- Population Aged 16 Years and Older
- Population Aged 25 Years and Older
- Population, Female
- Population Aged 3 Years and Older
- Non-Family Population
- Housing, Occupied Structure with 50+ Units

Common Consumer Expenditures (with the sum of this cluster):

- Care in convalescent or nursing home (\$000)
- Hearing Aids (\$000)
- Care for elderly. invalids (\$000)
- Vehicle audio equipment, no labor (\$000)
- Medicare payments (\$000)
- Commercial Medicare supplements and other health insurance (\$000)
- Rental of supportive, convalescent medical equipment (\$000)
- Funeral expense (\$000)
- Cemetery lots, vaults, maintenance (\$000)
- Other cash gifts (\$000)

81. Oldest (75P) Families with Children with Higher Income




Cluster Summary:

<i>Economic Power (Median Income) :</i>	<i>\$0</i>	<i>Rank = 81</i>
<i>Total Households:</i>	<i>0 (0.000 %US)</i>	<i>Rank = 81</i>

Demographically Associated Variables (with the sum of this cluster):

Common Consumer Expenditures (with the sum of this cluster):

82. Oldest (75P) Single Parent Families with Children with Higher Income




Cluster Summary:

<i>Economic Power (Median Income) :</i>	<i>\$0</i>	<i>Rank = 81</i>
<i>Total Households:</i>	<i>0 (0.000 %US)</i>	<i>Rank = 81</i>

Demographically Associated Variables (with the sum of this cluster):

Common Consumer Expenditures (with the sum of this cluster):

83. Oldest (75P) Families No Children with Higher Income



Cluster Summary:

<i>Economic Power (Median Income) :</i>	<i>\$101,428</i>	<i>Rank = 9</i>
<i>Total Households:</i>	<i>44,286 (0.039 %US)</i>	<i>Rank = 49</i>


Demographically Associated Variables (with the sum of this cluster):

- Household Income, Median (\$)
- Employment, Not in the Labor Force Female (Pop 16+)
- Education Attainment, College (Pop 25+)
- Housing, Median Value Owner Households (\$)
- Population Aged 3 Years and Older
- Population Aged 25 Years and Older
- Employment Potential (Pop 16+)
- Population Aged 16 Years and Older
- Education Attainment, Graduate Degree (Pop 25+)
- Population, Males Married (Pop 15+)

Common Consumer Expenditures (with the sum of this cluster):

- Market Value of securities (\$000)
- Market Value of financial assets (\$000)
- Ship fares (\$000)
- Reupholstering, furniture repair (\$000)
- Housekeeping services (\$000)
- Cemetery lots, vaults, maintenance (\$000)
- Market Value of savings accounts (\$000)
- Non-motorized recreational vehicle (\$000)
- Cash contribution to educational institutions (\$000)
- Cash contribution to political organizations (\$000)

84. Oldest (75P) Non-Family with Higher Income



Cluster Summary:

<i>Economic Power (Median Income) :</i>	<i>\$86,075</i>	<i>Rank = 18</i>
<i>Total Households:</i>	<i>29,515 (0.026 %US)</i>	<i>Rank = 54</i>

Demographically Associated Variables (with the sum of this cluster):

- Housing, Median Value Owner Households (\$)
- Population Aged 25 Years and Older
- Population Aged 3 Years and Older
- Employment Potential (Pop 16+)
- Population Aged 16 Years and Older
- Education Attainment, College (Pop 25+)
- Education Attainment, Graduate Degree (Pop 25+)
- Employment, Not in the Labor Force Female (Pop 16+)
- Russian Ancestry
- Households, 1 Person

Common Consumer Expenditures (with the sum of this cluster):

- Cemetery lots, vaults, maintenance (\$000)
- Market Value of securities (\$000)
- Market Value of financial assets (\$000)
- Market Value of savings accounts (\$000)
- Care in convalescent or nursing home (\$000)
- Other cash gifts (\$000)
- Cash contribution to political organizations (\$000)
- Cash contributions (\$000)
- Glassware (\$000)
- Other medical care services (\$000)

Non-Populated Clusters

These clusters are predominant in no neighborhoods.

Cluster Name

- 22 Young (25-34) Single Parent Families with Children with Higher Income
- 70 Senior (65-74) Single Parent Families with Children with Higher Income
- 81 Oldest (75+) Families with Children with Higher Income
- 82 Oldest (75+) Single Parent Families with Children with Higher Income

Pricing and other data details can be found at www.easidemographics.com or call 1 800 HOW EASI (469 3274) or email info@easidemographics.com.

FAX Order Form

Yes, I'd like to order the Life Stages! (Three Years - 4/1/2000; 1/1/2010; 1/1/2015)

Name _____ Title _____

Company _____

Address _____

City _____ State ____ ZIP _____

Phone (____) _____ Fax (____) _____

Email _____

The Right Site Life Stages or EASI Life Stage Database \$7,500. This version includes: Block Groups, Census Tracts, ZIP Codes, CBSAs, Cities, Counties, States, and US.

The Right Site Life Stages or EASI Life Stage Database with Site Analysis geography is \$6,000. This version includes; Block Groups, Census Tracts, Counties, States, and the US.

The Right Site Life Stages or EASI Life Stage Database with Market Analysis Geography is \$3,000. This version includes; includes; ZIP Codes, CBSAs, Cities, Counties, States, and US.

The Right Site for the Web - EASI® Life Stages - Single User \$2,000 annual\
Total \$_____

Call me to discuss the EASI Life Stage Database custom analysis, etc.

Next Day Federal Express \$30 Second Day Federal Express \$20

Note: Multiple copy and not-for-profit discounts available.

Circle one: American Express MasterCard VISA Note: NY orders will be charged NY State sales tax

Card # _____ Expiration _____

Signature _____ Security Code _____

FAX to 856 931 4115 to the attention of: Robert Katz

Easy Analytic Software, Inc.

101 Haag Avenue Bellmawr, NJ 08031 • 800 How EASI 856 931 5780 fax 856 931 4115